



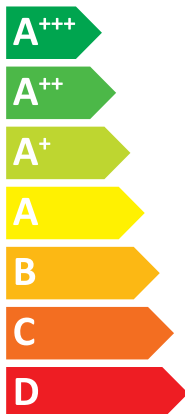
ENERG

енергия · ενεργεια

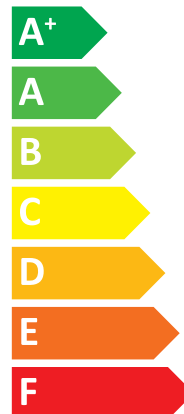
Y IJA
IE IA



Indoor unit EHST17/20D-****D
Outdoor unit SUZ-SHWM40VAH(-SC)



A+



A+



41 dB



58 dB



05 kW
05 kW
04 kW

1		2		For medium-temperature application															For low-temperature application														
Outdoor unit	Indoor unit	Medium-temperature application															Low-temperature application																
		Medium-temperature application															Low-temperature application																
		Medium-temperature application															Low-temperature application																
		Medium-temperature application															Low-temperature application																
		Medium-temperature application															Low-temperature application																
		Medium-temperature application															Low-temperature application																
		Medium-temperature application															Low-temperature application																
		Medium-temperature application															Low-temperature application																
		Medium-temperature application															Low-temperature application																
		Medium-temperature application															Low-temperature application																
		Medium-temperature application															Low-temperature application																
		Medium-temperature application															Low-temperature application																
		Medium-temperature application															Low-temperature application																
		Medium-temperature application															Low-temperature application																
		Medium-temperature application															Low-temperature application																
		Medium-temperature application															Low-temperature application																
		Medium-temperature application															Low-temperature application																
		Medium-temperature application															Low-temperature application																
		Medium-temperature application															Low-temperature application																
		Medium-temperature application															Low-temperature application																
		Medium-temperature application															Low-temperature application																
		Medium-temperature application															Low-temperature application																
		Medium-temperature application															Low-temperature application																
		Medium-temperature application															Low-temperature application																
		Medium-temperature application															Low-temperature application																
		Medium-temperature application															Low-temperature application																
		Medium-temperature application															Low-temperature application																
		Medium-temperature application															Low-temperature application																
		Medium-temperature application															Low-temperature application																
		Medium-temperature application															Low-temperature application																
		Medium-temperature application															Low-temperature application																
		Medium-temperature application															Low-temperature application																
		Medium-temperature application															Low-temperature application																
		Medium-temperature application															Low-temperature application																
		Medium-temperature application															Low-temperature application																
		Medium-temperature application															Low-temperature application																
		Medium-temperature application															Low-temperature application																
		Medium-temperature application															Low-temperature application																
		Medium-temperature application															Low-temperature application																
		Medium-temperature application															Low-temperature application																
		Medium-temperature application															Low-temperature application																
		Medium-temperature application															Low-temperature application																
		Medium-temperature application															Low-temperature application																
		Medium-temperature application															Low-temperature application																
		Medium-temperature application															Low-temperature application																
		Medium-temperature application															Low-temperature application																
		Medium-temperature application															Low-temperature application																
		Medium-temperature application															Low-temperature application																
		Medium-temperature application															Low-temperature application																
		Medium-temperature application															Low-temperature application																
		Medium-temperature application															Low-temperature application																
		Medium-temperature application															Low-temperature application																
		Medium-temperature application															Low-temperature application																
		Medium-temperature application															Low-temperature application																
		Medium-temperature application															Low-temperature application																
		Medium-temperature application															Low-temperature application																
		Medium-temperature application															Low-temperature application																
		Medium-temperature application															Low-temperature application																
		Medium-temperature application															Low-temperature application																
		Medium-temperature application															Low-temperature application																
		Medium-temperature application															Low-temperature application																
		Medium-temperature application															Low-temperature application																
		Medium-temperature application															Low-temperature application																
		Medium-temperature application															Low-temperature application																
		Medium-temperature application															Low-temperature application																
		Medium-temperature application															Low-temperature application																
		Medium-temperature application															Low-temperature application																
		Medium-temperature application															Low-temperature application																
		Medium-temperature application															Low-temperature application																
		Medium-temperature application															Low-temperature application																
		Medium-temperature application															Low-temperature application																
		Medium-temperature application															Low-temperature application																
		Medium-temperature application															Low-temperature application																
		Medium-temperature application															Low-temperature application																
		Medium-temperature application															Low-temperature application																
		Medium-temperature application															Low-temperature application																
		Medium-temperature application															Low-temperature application																
		Medium-temperature application															Low-temperature application																
		Medium-temperature application															Low-temperature application																
		Medium-temperature application															Low-temperature application																
		Medium-temperature application															Low-temperature application																
		Medium-temperature application															Low-temperature application																
		Medium-temperature application															Low-temperature application																
		Medium-temperature application															Low-temperature application																
		Medium-temperature application															Low-temperature application																
		Medium-temperature application															Low-temperature application																
		Medium-temperature application															Low-temperature application																
		Medium-temperature application															Low-temperature application																
		Medium-temperature application															Low-temperature application																
		Medium-temperature application															Low-temperature application																
		Medium-temperature application															Low-temperature application																
		Medium-temperature application															Low-temperature application																
		Medium-temperature application															Low-temperature application																
		Medium-temperature application															Low-temperature application																
		Medium-temperature application															Low-temperature application																
		Medium-temperature application															Low-temperature application																
		Medium-temperature application															Low-temperature application																
		Medium-temperature application															Low-temperature application																
		Medium-temperature application															Low-temperature application																
		Medium-temperature application															Low-temperature application																
		Medium-temperature application															Low-temperature application																
		Medium-temperature application															Low-temperature application																
		Medium-temperature application															Low-temperature application																
		Medium-temperature application															Low-temperature application																
		Medium-temperature application															Low-temperature application																
		Medium-temperature application															Low-temperature application																
		Medium-temperature application															Low-temperature application																
		Medium-temperature application															Low-temperature application																
		Medium-temperature application															Low-temperature application																
		Medium-temperature application															Low-temperature application																

COMBINATION HEATER		For medium-temperature application																									For low-temperature application																								
1	2	3	5	6	7	8	9	10	11	12	13	14	15	16	17	18	19	20	21	22	23	24	25	4	5	6	7	8	9	10	11	12	13	14	15	16	17	18	19	20	21	22	23	24	25						
Outdoor unit	Indoor unit	Medium-temperature application																							Low-temperature application																										
		Declared load profile	Seasonal space heating energy efficiency class	Water heating energy efficiency class	Rated heat output under average climate conditions	For space heating, annual energy consumption under average climate conditions	For water heating, annual energy consumption under average climate conditions	Sound power level L _{WA} , indoor	Work only during off-peak hours	Rated heat output under colder climate conditions	Rated heat output under warmer climate conditions	For space heating, annual energy consumption under average climate conditions	For water heating, annual energy consumption under average climate conditions	Sound power level L _{WA} , outdoor	Seasonal space heating energy efficiency class	Rated heat output under average climate conditions	Seasonal space heating energy efficiency class	Rated heat output under average climate conditions	For space heating, annual energy consumption under average climate conditions	For water heating, annual energy consumption under average climate conditions	Sound power level L _{WA} , indoor	Work only during off-peak hours	Rated heat output under colder climate conditions	Rated heat output under warmer climate conditions	For space heating, annual energy consumption under average climate conditions	For water heating, annual energy consumption under average climate conditions	Sound power level L _{WA} , outdoor	Seasonal space heating energy efficiency class	Rated heat output under average climate conditions	Seasonal space heating energy efficiency class	Rated heat output under average climate conditions	For space heating, annual energy consumption under average climate conditions	For water heating, annual energy consumption under average climate conditions	Sound power level L _{WA} , indoor	Work only during off-peak hours	Rated heat output under colder climate conditions	Rated heat output under warmer climate conditions	For space heating, annual energy consumption under average climate conditions	For water heating, annual energy consumption under average climate conditions	Sound power level L _{WA} , outdoor											
		✓	L	A++	A+	kW	kWh	kWh	%	%	dB		✓	L	A+++	A+	kW	kWh	kWh	%	%	dB		✓	L	A+++	A+	kW	kWh	kWh	%	%	dB		✓	L	A+++	A+	kW	kWh	kWh	%	%	dB							
SUZ-SWM30VA	EHST17D-****D	✓	L	A++	A+	4	2230	776	130	147	41	-	3	3	2916	937	886	709	112	168	121	169	57	✓	L	A+++	A+	4	1706	776	191	147	41	-	3	3	2077	675	886	709	149	235	121	169	57						
	ERST17D-****D	✓	L	A++	A+	4	2193	776	133	147	41	-	3	3	2894	893	886	709	113	177	121	169	57	✓	L	A+++	A+	4	1670	776	195	147	41	-	3	3	2055	630	886	709	151	251	121	169	57						
	EHST20D-****D	✓	L	A++	A+	4	2230	821	130	147	41	-	3	3	2916	937	883	714	112	168	127	173	57	✓	L	A+++	A+	4	1706	821	191	147	41	-	3	3	2077	675	883	714	149	235	127	173	57						
	ERST20D-****D	✓	L	A++	A+	4	2193	821	133	147	41	-	3	3	2894	893	883	714	113	177	127	173	57	✓	L	A+++	A+	4	1670	821	195	147	41	-	3	3	2055	630	883	714	151	251	127	173	57						
	EHST30D-****D	✓	XL	A++	A+	4	2230	1327	130	130	41	-	3	3	2916	937	1485	1129	112	168	116	153	57	✓	XL	A+++	A+	4	1706	1327	191	130	41	-	3	3	2077	675	1485	1129	149	235	116	153	57						
	ERST30D-****D	✓	XL	A++	A+	4	2193	1327	133	130	41	-	3	3	2894	893	1485	1129	113	177	116	153	57	✓	XL	A+++	A+	4	1670	1327	195	130	41	-	3	3	2055	630	1485	1129	151	251	116	153	57						
SUZ-SHWM30VAH	EHST17D-****D	✓	L	A+	A+	4	2347	776	124	147	41	-	4	3	3307	940	886	709	104	167	121	169	57	✓	L	A+++	A+	4	1802	776	180	147	41	-	4	3	2521	668	886	709	138	237	121	169	57						
	ERST17D-****D	✓	L	A++	A+	4	2311	776	126	147	41	-	4	3	3285	896	886	709	105	176	121	169	57	✓	L	A+++	A+	4	1766	776	184	147	41	-	4	3	2499	624	886	709	139	254	121	169	57						
	EHST20D-****D	✓	L	A+	A+	4	2347	821	124	147	41	-	4	3	3307	940	883	714	104	167	127	173	57	✓	L	A+++	A+	4	1802	821	180	147	41	-	4	3	2521	668	883	714	138	237	127	173	57						
	ERST20D-****D	✓	L	A++	A+	4	2311	821	126	147	41	-	4	3	3285	896	883	714	105	176	127	173	57	✓	L	A+++	A+	4	1766	821	184	147	41	-	4	3	2499	624	883	714	139	254	127	173	57						
	EHST30D-****D	✓	XL	A+	A+	4	2347	1327	124	130	41	-	4	3	3307	940	1485	1129	104	167	116	153	57	✓	XL	A+++	A+	4	1802	1327	180	130	41	-	4	3	2521	668	1485	1129	138	237	116	153	57						
	ERST30D-****D	✓	XL	A++	A+	4	2311	1327	126	130	41	-	4	3	3285	896	1485	1129	105	176	116	153	57	✓	XL	A+++	A+	4	1766	1327	184	130	41	-	4	3	2499	624	1485	1129	139	254	116	153	57						
SUZ-SWM40VA2(-SC)	EHST17D-****D	✓	L	A++	A+	5	2735	776	133	147	41	-	4	4	3722	1204	886	709	114	175	121	169	57	✓	L	A+++	A+	5	1954	776	196	147	41	-	4	4	2815	858	886	709	151	246	121	169	57						
	ERST17D-****D	✓	L	A++	A+	5	2699	776	135	147	41	-	4	4	3699	1159	886	709	114	181	121	169	57	✓	L	A+++	A+	5	1918	776	200	147	41	-	4	4	2793	814	886	709	152	260	121	169	57						
	EHST20D-****D	✓	L	A++	A+	5	2735	821	133	147	41	-	4	4	3722	1204	883	714	114	175	127	173	57	✓	L	A+++	A+	5	1954	821	196	147	41	-	4	4	2815	858	883	714	151	246	127	173	57						
	ERST20D-****D	✓	L	A++	A+	5	2699	821	135	147	41	-	4	4	3699	1159	883	714	114	181	127	173	57	✓	L	A+++	A+	5	1918	821	200	147	41	-	4	4	2793	814	883	714	152	260	127	173	57						
	EHST30D-****D	✓	XL	A++	A+	5	2735	1327	133	130	41	-	4	4	3722	1204	1485	1129	114	175	116	153	57	✓	XL	A+++	A+	5	1954	1327	196	130	41	-	4	4	2815	858	1485	1129	151	246	116	153	57						
	ERST30D-****D	✓	XL	A++	A+	5	2699	1327	135	130	41	-	4	4	3699	1159	1485	1129	114	181	116	153	57	✓	XL	A+++	A+	5	1918	1327	200	130	41	-	4	4	2793	814	1485	1129	152	260	116	153	57						
SUZ-SHWM40VAH(-SC)	EHST17D-****D	✓	L	A+	A+	5	2994	832	124	139	41	-	5	4	4711	1305	892	646	102	161	120	167	58	✓	L	A++	A+	5	2366	832	172	139	41	-	5	4	3328	872	892	646	145	242	120	167	58						
	ERST17D-****D	✓	L	A++	A+	5	2939	832	126	139	41	-	5	4	4678	1239	892	646	102	170	120	167	58	✓	L	A+++	A+	5	2311	832	176	139	41	-	5	4	3295	806	892	646	147	262	120	167	58						
	EHST20D-****D	✓	L	A++	A+	5	2994	831	124	142	41	-	5	4	4711	1305	921	713	102	161	123	174	58	✓	L	A++	A+	5	2366	831	172	142	41	-	5	4	3328	872	921	713	145	242	123	174	58						
	ERST20D-****D	✓	L	A++	A+	5	2939	831	126	142	41	-	5	4	4678	1239	921	713	102	170	123	174	58	✓	L	A+++	A+	5	2311	831	176	142	41	-	5	4	3295	806	921	713	147	262	123	174	58						
	EHST30D-****D	✓	XL	A+	A+	5	2994	1350	124	128	41	-	5	4	4711	1305	1515	1046	102	161	114	166	58	✓	XL	A+++	A+	5	2366	1350	172	128	41	-	5	4	3328	872	1515	1046	145	242	114	166	58						
	ERST30D-****D	✓	XL	A++	A+	5	2939	1350	126	128	41	-	5	4	4678	1239	1515	1046	102	170	114	166	58	✓	XL	A+++	A+	5	2311	1350	176	128	41	-	5	4	3295	806	1515	1046	147	262	114	166	58						
SUZ-SWM60VA2(-SC)	EHST17D-****D	✓	L	A++	A+	6	3615	832	134	139	41	-	5	6	4534	1854	892	646	106	170	120	167	60	✓	L	A+++	A+	6	2681	832	185	139	41	-	5	6	3121	1231	892	646	155	257	120	167	60						
	ERST17D-****D	✓	L	A++	A+	6	3560	832	136	139	41	-	5	6	4501	1787	892	646	107	176	120	167	60	✓	L	A+++	A+	6	2626	832	189	139	41	-	5	6	3088	1165	892	646	157	272	120	167	60						
	EHST20D-****D	✓	L	A++	A+	6	3615	831	134	142	41	-	5	6	4534	1854	921	713	106	170	123	174	60	✓	L	A+++	A+	6	2681	831	185	142	41	-	5	6	3121	1231	921	713	155	272	123	174	60						
	ERST20D-****D	✓	L	A++	A+	6	3560	831	136	142	41	-	5	6	4501	1787	921	713	107	176	123	174	60	✓	L	A+++	A+	6	2626	831	189	142	41	-	5	6	3088	1165	921	713	157	272	123	174	60						
	EHST30D-****D	✓	XL	A++	A+	6	3615	1350	134	128	41	-	5	6	4534	1854	1515	1046	106	170	114	166	60	✓	XL	A+++	A+	6	2681	1350	185	128	41	-	5	6	3121	1231	1515	1046	155	257	114	166	60						
	ERST30D-****D	✓	XL	A++	A+	6	3560	1350	136	128	41	-	5	6	4501	1787	1515	1046	107	176	114	166	60	✓	XL	A+++	A+	6	2626	1350	189	128	41	-	5	6	3088	1165	1515	1046	157	272	114	166	60						
SUZ-SHWM60VAH(-SC)	EHST17D-****D	✓	L	A++	A+	6	3850	832	126	145	41	-	6	6	5265	1884	884	740	100	167	121	166	60	✓	L	A+++	A+	6	2838	832	175	145	41	-	6	6	3616	1378	884	740	147	230	121	166	60						
	ERST17D-****D	✓	L	A++	A+	6	3794	832	128	145	41	-	6	6	5231	1818	884	740	101	173	121	166	60	✓	L	A+++	A+	6	2783	832	178	145	41	-	6	6	3583	1312	884	740	148	241	121	166	60						
	EHST20D-****D	✓	L	A++	A+	6	3850	832	126	144	41	-	6	6	5265	1884	929	676	100	167	127	159	60	✓	L	A+++	A+	6	2838	832	175	144	41	-	6	6	3616	1378	929	676	147	230	127	159	60						
	ERST20D-****D	✓	L	A++	A+	6	379																																												

	English Nederlands suomi	Deutsch Svenska Čeština	Français Dansk Български	Italiano Português Polski	Español Ελληνικά -
1	Outdoor unit buitenunit Ulkoyksikkö	Außengerät Utomhusenhet Venkovní jednotka	unité extérieure Udendørs enhed Външно тяло	unità esterna unidade exterior jednostka zewnętrzna	unidad exterior Εξωτερική μονάδα -
	Indoor unit binnenunit Sisäyksikkö	Innengerät Inomhusenhet Vnitřní jednotka	unité intérieure Indendørs enhed Вътрешно тяло	unità interna unidade interior jednostka wewnętrzna	unidad interior Εσωτερική μονάδα -
3	Medium-temperature application middentemperatuur-toepassing keskilämpötilan sovellus	Mitteltemperaturanwendung mediumtemperaturlaplikation střednéteplotní aplikace	l'application à moyenne température middeltemperatuuravendelsen среднотемпературното приложение	le applicazioni a media temperatura a aplicação a média temperatura zastosowania w średnich temperaturach	la aplicación de media temperatura η εφαρμογή σε μέση θερμοκρασία -
	Low-temperature application lagetemperatuur-toepassing matalanlämpötilan sovellus	Niedertemperaturanwendung lågtemperaturlaplikation nízkoteplotní aplikace	l'application à basse température lavtemperatuuravendelsen нискотемпературни приложения	le applicazioni a bassa temperatura a aplicação a baixa temperatura zastosowania w niskich temperaturach	la aplicación de baja temperatura η εφαρμογή σε χαμηλή θερμοκρασία -
5	Declared load profile Opgegeven capaciteitsprofiel Ilmoitettu kuormitusprofiili	Angegebenes Lastprofil Deklarerad belastningsprofil Deklarovaný zátěžový profil	Profil de soultirage déclaré Angivet forbrugsprofil Объявен товаров профил	Profilo di carico dichiarato Perfil de carga declarado Deklarowany profil obciążen	Perfil de carga declarado Δηλωμένο προφίλ φορτίου -
6	Seasonal space heating energy efficiency class de seizoensgebonden energie-efficiëntieklasse voor ruimteverwarming tilalämmityksen kausittainen energiatehokkuusluokka	die Klasse für die jahreszeitbedingte Raumheizungs-Energieeffizienz säsongsbaserade energieeffektivitetsklass vid rumsuppvärmning třída sezonní energetické účinnosti vytápění	la classe d'efficacité énergétique saisonnière, pour le chauffage des locaux klassen for årsvirkningsgrad ved rumopvarmning класът на сезонната отоплителна енергийна ефективност	la classe di efficienza energetica stagionale del riscaldamento d'ambiente A classe de eficiência energética do aquecimento ambiente sazonal klasa sezonowej efektywności energetycznej ogrzewania pomieszczeń	la clase de eficiencia energética estacional de calefacción η τάξη ενεργειακής απόδοσης της εποχιακής θέρμανσης χώρου -
	Water heating energy efficiency class de energie-efficiëntieklasse voor waterverwarming vedenlämmityksen energiatehokkuusluokka	die Klasse für die Warmwasserbereitungs-Energieeffizienz energieeffektivitetsklass vid vattenuppvärmning třída energetické účinnosti ohřevu vody	la classe d'efficacité énergétique, pour le chauffage de l'eau klassen for årsvirkningsgrad ved vandopvarmning класът на енергийната ефективност при подгряване на вода	la classe di efficienza energetica del riscaldamento dell'acqua A classe de eficiência energética do aquecimento de água klasa efektywności energetycznej podgrzewania wody	la clase de eficiencia energética del caldeo de agua η τάξη ενεργειακής απόδοσης θέρμανσης νερού -
8	Rated heat output under average climate conditions de nominale warmteafgifte(onder gemiddelde klimaatomstandigheden) nimellislämpöteho(keskimääräisissä ilmastoloosuhteissa)	die Wärmenenleistung bei durchschnittlichen Klimaverhältnissen Den nominella avgivna värmeeffekten(under genomsnittliga klimatförhållanden) jmenovitě tepelný výkon(za průměrných klimatických podmínek)	la puissance thermique nominale dans les conditions climatiques moyennes den nominelle nytteeffekt(under gennemsnitlige klimaforhold) номиналната топлинна мощност(при средни климатични условия)	la potenza termica nominale(in condizioni climatiche medie) A potência calorífica nominal(em condições climáticas médias) znacznoscwa moc cieplna(w warunkach klimatu umiarkowanego)	la potencia calorífica nominal(en condiciones climáticas medias) η ονομαστική θερμική ισχύς(υπό μέσες κλιματικές συνθήκες) -
9	For space heating, annual energy consumption under average climate conditions voor ruimteverwarming, het jaarlijkse energieverbruik(onder gemiddelde klimaatomstandigheden) tilalämmityksestä vuotuinen energiankulutus(keskimääräisissä ilmastoloosuhteissa)	für die Raumheizung, den jährlichen Energieverbrauch bei durchschnittlichen Klimaverhältnissen För rumsuppvärmning, årlig energiförbrukning(vid genomsnittliga klimatförhållanden) pro vytápění – roční spotřeba energie za průměrných klimatických podmínek	pour le chauffage des locaux, la consommation annuelle d'énergie(dans les conditions climatiques moyennes) for rumopvarmning det årlige energiforbrug(under gennemsnitlige klimaforhold) за отопление, годишното потребление на енергия(при средни климатични условия)	per il riscaldamento d'ambiente, il consumo annuo di energia(in condizioni climatiche medie) Para o aquecimento ambiente, o consumo anual de energia(em condições climáticas médias) w odniesieniu do ogrzewania pomieszczeń, roczne zużycie energii(w warunkach klimatu umiarkowanego)	para calentar espacios, el consumo anual de energia(en condiciones climáticas medias) για τη θέρμανση χώρου, η ετήσια κατανάλωση ενέργειας(υπό μέσες κλιματικές συνθήκες) -
10	For water heating, annual electricity consumption under average climate conditions voor waterverwarming, het jaarlijkse elektriciteitsverbruik(onder gemiddelde klimaatomstandigheden) vedenlämmityksestä vuotuinen sähkönkulutus(keskimääräisissä ilmastoloosuhteissa)	für die Warmwasserbereitung, den jährlichen Stromverbrauch bei durchschnittlichen Klimaverhältnissen För vattenuppvärmning, årlig elförbrukning(vid genomsnittliga klimatförhållanden) pro ohřev vody – roční spotřeba elektrické energie za průměrných klimatických podmínek	pour le chauffage de l'eau, la consommation annuelle d'électricité(dans les conditions climatiques moyennes) for vandopvarmning det årlige elforbrug(under gennemsnitlige klimaforhold) за подгряване на вода, годишното потребление(при средни климатични условия)	per il riscaldamento dell'acqua, il consumo annuo di energia(in condizioni climatiche medie) para o aquecimento de água, o consumo anual de eletricidade(em condições climáticas médias) w odniesieniu do podgrzewania wody, roczne zużycie energii elektrycznej(w warunkach klimatu umiarkowanego)	para calentar agua, el consumo anual de electricidad(en condiciones climáticas medias) η ετήσια κατανάλωση ηλεκτρικής ενέργειας(υπό μέσες κλιματικές συνθήκες) -
11	Seasonal space heating energy efficiency under average climate conditions de seizoensgebonden energie-efficiëntie voor ruimteverwarming(onder gemiddelde klimaatomstandigheden) tilalämmityksen kausittainen energiatehokkuus(keskimääräisissä ilmastoloosuhteissa)	die jahreszeitbedingte Raumheizungs-Energieeffizienz bei durchschnittlichen Klimaverhältnissen Säsongsmedelverkningsgrad för rumsuppvärmning(vid genomsnittliga klimatförhållanden) sezonní energetická účinnost vytápění za průměrných klimatických podmínek	l'efficacité énergétique saisonnière pour le chauffage des locaux(dans les conditions climatiques moyennes) årsvirkningsgraden ved rumopvarmning(under gennemsnitlige klimaforhold) сезонната енергийна ефективност при отопление(при средни климатични условия)	l'efficienza energetica stagionale di riscaldamento d'ambiente(in condizioni climatiche medie) A eficiência energética do aquecimento ambiente sazonal(em condições climáticas médias) sezonowa efektywność energetyczna ogrzewania pomieszczeń(w warunkach klimatu umiarkowanego)	la eficiencia energética estacional de calefacción(en condiciones climáticas medias) η ενεργειακή απόδοση της εποχιακής θέρμανσης χώρου(υπό μέσες κλιματικές συνθήκες) -
12	Water heating energy efficiency under average climate conditions de energie-efficiëntie voor waterverwarming(onder gemiddelde klimaatomstandigheden) vedenlämmityksen energiatehokkuus(keskimääräisissä ilmastoloosuhteissa)	die Warmwasserbereitungs-Energieeffizienz bei durchschnittlichen Klimaverhältnissen Energieeffektivitet ved vattenuppvärmning(vid genomsnittliga klimatförhållanden) energetická účinnost ohřevu vody za průměrných klimatických podmínek	l'efficacité énergétique pour le chauffage de l'eau(dans les conditions climatiques moyennes) energieeffektiviteten ved vandopvarmning(under gennemsnitlige klimaforhold) енергийната ефективност при подгряване на вода(при средни климатични условия)	l'efficienza energetica di riscaldamento dell'acqua(in condizioni climatiche medie) a eficiência energética do aquecimento de água(em condições climáticas médias) efektywność energetyczna podgrzewania wody(w warunkach klimatu umiarkowanego)	la eficiencia energética del caldeo de agua(en condiciones climáticas medias) η ενεργειακή απόδοση θέρμανσης νερού(υπό μέσες κλιματικές συνθήκες) -
13	Sound power level L _{WA} indoor het geluidsvermogensniveau L _{WA} binnen äänitehotaso L _{WA} sisällä	der Schalleistungspegel L _{WA} in Gebäuden Ljudeffektivnivå L _{WA} i inomhus hladina akustického výkonu L _{WA} ve vnitřním prostoru	le niveau de puissance acoustique L _{WA} , à l'intérieur lydeeffektniveauet L _{WA} i inde ниводо на звуковата мощност L _{WA} на закрито	il livello di potenza sonora L _{WA} all'interno O nível de potência sonora L _{WA} no interior poziom mocy akustycznej L _{WA} w pomieszczeniu	el nivel de potencia acústica L _{WA} en interiores η στάθμη ηχητικής ισχύος L _{WA} εσωτερικού χώρου -
14	Work only during off-peak hours werken uitsluitend in de daluren toimimaan ainoastaan kuluushuipujen ulkopuolella	dass ein ausschließlicher Betrieb des Kombiheizgerätes zu Schwachlastzeiten drivas uteslutande under perioder med låg belastning provodu pouze mimo špičku	fonctionner qu'en heures creuses fungere uden for spidsbelastningsperioder работи само в часовете извън върховото натоварване	funzione soltanto durante le ore morte de funcionar unicamente fora das horas de pico pracować jedynie w godzinach poza szczytowym obciążeniem	funcionar solamente durante las horas de baja demanda λειτουργία μόνο εκτός των ωρών αιχμής -
15	Rated heat output under colder climate conditions de nominale warmteafgifte, onder koudere klimaatomstandigheden nimellislämpöteho, kylmissä ilmastoloosuhteissa	die Wärmenenleistung bei kälteren Klimaverhältnissen Nominell avgiven värmeeffekt vid kallare klimatförhållanden jmenovitě tepelný výkon za chladnějších klimatických podmínek	la puissance thermique nominale, dans les conditions climatiques plus froides den nominelle nytteeffekt under koldere klimaforhold номиналната топлинна мощност при по-студени климатични условия	la potenza termica nominale, in condizioni climatiche più fredde A potência calorífica nominal em condições climáticas mais frias znacznoscwa moc cieplna w warunkach klimatu chłodnego	la potencia calorífica nominal en condiciones climáticas más frías η ονομαστική θερμική ισχύς υπό ψυχρότερες κλιματικές συνθήκες -
16	Rated heat output under warmer climate conditions de nominale warmteafgifte, onder warmere klimaatomstandigheden nimellislämpöteho, lämpimissä ilmastoloosuhteissa	die Wärmenenleistung bei wärmeren Klimaverhältnissen Nominell avgiven värmeeffekt vid varmare klimatförhållanden jmenovitě tepelný výkon za teplejších klimatických podmínek	la puissance thermique nominale, dans les conditions climatiques plus chaudes den nominelle nytteeffekt under varmere klimaforhold номиналната топлинна мощност при по-топли климатични условия	la potenza termica nominale, in condizioni climatiche più calde A potência calorífica nominal em condições climáticas mais quentes znacznoscwa moc cieplna w warunkach klimatu ciepłego	la potencia calorífica nominal en condiciones climáticas más cálidas η ονομαστική θερμική ισχύς υπό θερμότερες κλιματικές συνθήκες -
17	For space heating, annual energy consumption under colder climate conditions voor ruimteverwarming, het jaarlijkse energieverbruik onder koudere klimaatomstandigheden tilalämmityksestä vuotuinen energiankulutus kylmissä ilmastoloosuhteissa	für die Raumheizung, der jährliche Energieverbrauch bei kälteren Klimaverhältnissen För rumsuppvärmning, årlig energiförbrukning under kallare klimatförhållanden pro vytápění – roční spotřeba energie za chladnější klimatických podmínek	pour le chauffage des locaux, la consommation annuelle d'énergie, dans les conditions climatiques plus froides for rumopvarmning det årlige energiforbrug under koldere klimaforhold за отопление, годишното потребление на енергия при по-студени климатични условия	per il riscaldamento d'ambiente, il consumo annuo di energia, in condizioni climatiche più fredde Para o aquecimento ambiente, o consumo anual de energia em condições climáticas mais frias w odniesieniu do ogrzewania pomieszczeń, roczne zużycie energii w warunkach klimatu chłodnego	para calentar espacios, el consumo anual de energia en condiciones climáticas más frías για θέρμανση χώρου, η ετήσια κατανάλωση ενέργειας υπό ψυχρότερες κλιματικές συνθήκες -
18	For space heating, annual energy consumption under warmer climate conditions voor ruimteverwarming, het jaarlijkse energieverbruik onder warmere klimaatomstandigheden tilalämmityksestä vuotuinen energiankulutus lämpimissä ilmastoloosuhteissa	für die Raumheizung, der jährliche Energieverbrauch bei wärmeren Klimaverhältnissen För rumsuppvärmning, årlig energiförbrukning under varmare klimatförhållanden pro vytápění – roční spotřeba energie za teplejších klimatických podmínek	pour le chauffage des locaux, la consommation annuelle d'énergie, dans les conditions climatiques plus chaudes for rumopvarmning det årlige energiforbrug under varmere klimaforhold за отопление, годишното потребление на енергия при по-топли климатични условия	per il riscaldamento d'ambiente, il consumo annuo di energia, in condizioni climatiche più calde Para o aquecimento ambiente, o consumo anual de energia em condições climáticas mais quentes w odniesieniu do ogrzewania pomieszczeń, roczne zużycie energii w warunkach klimatu ciepłego	para calentar espacios, el consumo anual de energia en condiciones climáticas más cálidas για θέρμανση χώρου, η ετήσια κατανάλωση ενέργειας υπό θερμότερες κλιματικές συνθήκες -
19	For water heating, annual energy consumption under colder climate conditions voor waterverwarming, het jaarlijkse elektriciteitsverbruik onder koudere klimaatomstandigheden vedenlämmityksestä vuotuinen sähkönkulutus kylmissä ilmastoloosuhteissa	für die Warmwasserbereitung, der jährliche Stromverbrauch bei kälteren Klimaverhältnissen För vattenuppvärmning, årlig elförbrukning under kallare klimatförhållanden pro ohřev vody – roční spotřeba elektrické energie za chladnějších klimatických podmínek	pour le chauffage de l'eau, la consommation annuelle d'électricité, dans les conditions climatiques plus froides for vandopvarmning det årlige elforbrug under koldere klimaforhold за подгряване на вода, годишното потребление на електроенергия при по-студени климатични условия	per il riscaldamento dell'acqua, il consumo annuo di energia, in condizioni climatiche più fredde para o aquecimento de água, o consumo anual de eletricidade em condições climáticas mais frias w odniesieniu do podgrzewania wody, roczne zużycie energii elektrycznej w warunkach klimatu chłodnego	para calentar agua, el consumo anual de electricidad en condiciones climáticas más frías για θέρμανση νερού, η ετήσια κατανάλωση ηλεκτρικής ενέργειας υπό ψυχρότερες κλιματικές συνθήκες -
20	For water heating, annual energy consumption under warmer climate conditions voor waterverwarming, het jaarlijkse elektriciteitsverbruik onder warmere klimaatomstandigheden vedenlämmityksestä vuotuinen sähkönkulutus lämpimissä ilmastoloosuhteissa	für die Warmwasserbereitung, der jährliche Stromverbrauch bei wärmeren Klimaverhältnissen För vattenuppvärmning, årlig elförbrukning under varmare klimatförhållanden pro ohřev vody – roční spotřeba elektrické energie za teplejších klimatických podmínek	pour le chauffage de l'eau, la consommation annuelle d'électricité, dans les conditions climatiques plus chaudes for vandopvarmning det årlige elforbrug under varmere klimaforhold за подгряване на вода, годишното потребление на електроенергия при по-топли климатични условия	per il riscaldamento dell'acqua, il consumo annuo di energia, in condizioni climatiche più calde para o aquecimento de água, o consumo anual de eletricidade em condições climáticas mais quentes w odniesieniu do podgrzewania wody, roczne zużycie energii elektrycznej w warunkach klimatu ciepłego	para calentar agua, el consumo anual de electricidad en condiciones climáticas más cálidas για θέρμανση νερού, η ετήσια κατανάλωση ηλεκτρικής ενέργειας υπό θερμότερες κλιματικές συνθήκες -
21	Seasonal space heating energy efficiency under colder climate conditions de seizoensgebonden energie-efficiëntie voor ruimteverwarming onder koudere klimaatomstandigheden tilalämmityksen kausittainen energiatehokkuus kylmissä ilmastoloosuhteissa	die jahreszeitbedingte Raumheizungs-Energieeffizienz bei kälteren Klimaverhältnissen Säsongsmedelverkningsgrad för rumsuppvärmning under kallare klimatförhållanden sezonní energetická účinnost vytápění za chladnějších klimatických podmínek	l'efficacité énergétique saisonnière pour le chauffage des locaux, dans les conditions climatiques plus froides årsvirkningsgraden ved rumopvarmning under koldere klimaforhold сезонната енергийна ефективност при отопление при по-студени климатични условия	l'efficienza energetica stagionale di riscaldamento d'ambiente in condizioni climatiche più fredde A eficiência energética do aquecimento ambiente sazonal em condições climáticas mais frias sezonowa efektywność energetyczna ogrzewania pomieszczeń w warunkach klimatu chłodnego	la eficiencia energética estacional de calefacción en condiciones climáticas más frías η ενεργειακή απόδοση της εποχιακής θέρμανσης χώρου υπό ψυχρότερες κλιματικές συνθήκες -
22	Seasonal space heating energy efficiency under warmer climate conditions de seizoensgebonden energie-efficiëntie voor ruimteverwarming onder warmere klimaatomstandigheden tilalämmityksen kausittainen energiatehokkuus lämpimissä ilmastoloosuhteissa	die jahreszeitbedingte Raumheizungs-Energieeffizienz bei wärmeren Klimaverhältnissen Säsongsmedelverkningsgrad för rumsuppvärmning under varmare klimatförhållanden sezonní energetická účinnost vytápění za teplejších klimatických podmínek	l'efficacité énergétique saisonnière pour le chauffage des locaux, dans les conditions climatiques plus chaudes årsvirkningsgraden ved rumopvarmning under varmere klimaforhold сезонната енергийна ефективност при отопление при по-топли климатични условия	l'efficienza energetica stagionale di riscaldamento d'ambiente in condizioni climatiche più calde A eficiência energética do aquecimento ambiente sazonal em condições climáticas mais quentes sezonowa efektywność energetyczna ogrzewania pomieszczeń w warunkach klimatu ciepłego	la eficiencia energética estacional de calefacción en condiciones climáticas más cálidas η ενεργειακή απόδοση της εποχιακής θέρμανσης χώρου υπό θερμότερες κλιματικές συνθήκες -
23	Water heating energy efficiency under colder climate conditions de energie-efficiëntie voor waterverwarming onder koudere klimaatomstandigheden vedenlämmityksen energiatehokkuus kylmissä ilmastoloosuhteissa	die Warmwasserbereitungs-Energieeffizienz bei kälteren Klimaverhältnissen Energieeffektivitet ved vattenuppvärmning under kallare klimatförhållanden energetická účinnost ohřevu vody za chladnějších klimatických podmínek	l'efficacité énergétique pour le chauffage de l'eau, dans les conditions climatiques plus froides energieeffektiviteten ved vandopvarmning under koldere klimaforhold енергийната ефективност при подгряване на вода при по-студени климатични условия	l'efficienza energetica di riscaldamento dell'acqua in condizioni climatiche più fredde a eficiência energética do aquecimento de água em condições climáticas mais frias efektywność energetyczna podgrzewania wody w warunkach klimatu chłodnego	la eficiencia energética de caldeo de agua en condiciones climáticas más frías η ενεργειακή απόδοση της θέρμανσης νερού υπό ψυχρότερες κλιματικές συνθήκες -
24	Water heating energy efficiency under warmer climate conditions de energie-efficiëntie voor waterverwarming onder warmere klimaatomstandigheden vedenlämmityksen energiatehokkuus lämpimissä ilmastoloosuhteissa	die Warmwasserbereitungs-Energieeffizienz bei wärmeren Klimaverhältnissen Energieeffektivitet ved vattenuppvärmning under varmare klimatförhållanden energetická účinnost ohřevu vody za teplejších klimatických podmínek	l'efficacité énergétique pour le chauffage de l'eau, dans les conditions climatiques plus chaudes energieeffektiviteten ved vandopvarmning under varmere klimaforhold енергийната ефективност при подгряване на вода при по-топли климатични условия	l'efficienza energetica di riscaldamento dell'acqua in condizioni climatiche più calde a eficiência energética do aquecimento de água em condições climáticas mais quentes efektywność energetyczna podgrzewania wody w warunkach klimatu ciepłego	la eficiencia energética de caldeo de agua en condiciones climáticas más cálidas η ενεργειακή απόδοση της θέρμανσης νερού υπό θερμότερες κλιματικές συνθήκες -
25	Sound power level L _{WA} outdoor het geluidsvermogensniveau L _{WA} buiten äänitehotaso L _{WA} ulkona	der Schalleistungspegel L _{WA} im Freien Ljudeffektivnivå L _{WA} i utomhus hladina akustického výkonu L _{WA} ve venkovním prostoru	le niveau de puissance acoustique L _{WA} à l'extérieur lydeeffektniveauet L _{WA} i ude ниводо на звуковата мощност L _{WA} на открито	il livello di potenza sonora L _{WA} all'esterno O nível de potência sonora L _{WA} no exterior poziom mocy akustycznej L _{WA} na zewnątrz	el nivel de potencia acústica L _{WA} en exteriores η στάθμη ηχητικής ισχύος L _{WA} εξωτερικού χώρου -


PRODUCT INFORMATION / TECHNICAL DOCUMENTATION

Model(s):	Outdoor unit:	SUZ-SHWM40VAH(-SC)
	Indoor unit:	EHST17D-****D
Air-to-water heat pump:		yes
Water-to-water heat pump:		no
Brine-to-water heat pump:		no
Low-temperature heat pump:		no
Equipped with a supplementary heater:		yes
Heat pump combination heater:		yes
Parameters for		medium-temperature application.
Parameters for		average climate conditions.

Item	Symbol	Value	Unit	Item	Symbol	Value	Unit
Rated heat output (*)	Prated	4.6	kW	Seasonal space heating energy efficiency	ηs	124	%
Declared capacity for heating for part load at indoor temperature 20 °C and outdoor temperature Tj				Declared coefficient of performance or primary energy ratio for part load at indoor temperature 20 °C and outdoor temperature Tj			
Tj = - 7 °C	Pdh	4.1	kW	Tj = - 7 °C	COPd	2.14	-
Degradation co-efficient (**)	Cdh	0.99	-				
Tj = + 2 °C	Pdh	2.8	kW	Tj = + 2 °C	COPd	2.91	-
Degradation co-efficient (**)	Cdh	0.98	-				
Tj = + 7 °C	Pdh	2.6	kW	Tj = + 7 °C	COPd	4.62	-
Degradation co-efficient (**)	Cdh	0.97	-				
Tj = +12 °C	Pdh	3.0	kW	Tj = +12 °C	COPd	7.16	-
Degradation co-efficient (**)	Cdh	0.96	-				
Tj = bivalent temperature	Pdh	4.6	kW	Tj = bivalent temperature	COPd	1.66	-
Tj = operation limit temperature (***)	Pdh	4.6	kW	Tj = operation limit temperature (***)	COPd	1.66	-
Bivalent temperature	Tbiv	-10	°C	Operation limit temperature	TOL	-25	°C
Reference design conditions for space heating	Tdesignh	-10	°C	Heating water operating limit temperature	WTOL	60	°C
Power consumption in modes other than active mode				Supplementary heater			
Off mode	P _{OFF}	0.015	kW	Rated heat output (*)	Psup	0.0	kW
Thermostat-off mode	P _{TO}	0.015	kW				
Standby mode	P _{SB}	0.015	kW	Type of energy input		Electrical	
Crankcase heater mode	P _{CK}	0.000	kW				

Other items							
Capacity control	variable			Rated air flow rate, outdoors	-	1810	m³/h
Sound power level, indoors/outdoors	L _{WA}	41 / 58	dBA				
Annual energy consumption	Q _{HE}	2994	kWh				

For heat pump combination heater:							
Declared load profile	L			Water heating energy efficiency	ηwh	139	%
Daily electricity consumption	Qelec	3.780	kWh				
Annual electricity consumption	AEC	832	kWh				

Contact details							
MITSUBISHI ELECTRIC CONSUMER PRODUCTS (THAILAND) CO., LTD.				700/406 moo 7, Tambon don hua roh, Amphur muang, chonburi 20000, Thailand			
The identification and signature of the person empowered to bind the supplier:							
				Tadashi SAITO			
				Manager, Quality Assurance Department			
				THAILAND			

· Details and precautions on installation, maintenance and assembly can be found in the installation and or operation manuals.

· Details and precautions on recycling and/or disposal at end-of-life can be found in the installation and or operation manuals.

(*) For heat pump space heaters and heat pump combination heaters, the rated heat output Prated is equal to the design load for heating Pdesignh, and the rated heat output of a supplementary heater Psup is equal to the supplementary capacity for heating sup(Tj).

(**) If Cdh is not determined by measurement then the default degradation coefficient is Cdh = 0,9.

(***) If the declared TOL is lower than the T designh of the considered climate then the outdoor dry bulb temperature Tj is equal to T designh.

PRODUCT INFORMATION / TECHNICAL DOCUMENTATION

Model(s):	Outdoor unit:	SUZ-SHWM40VAH(-SC)
	Indoor unit:	EHST17D-****D
Air-to-water heat pump:	yes	
Water-to-water heat pump:	no	
Brine-to-water heat pump:	no	
Low-temperature heat pump:	no	
Equipped with a supplementary heater:	yes	
Heat pump combination heater:	yes	
Parameters for	low-temperature application.	
Parameters for	average climate conditions.	

Item	Symbol	Value	Unit	Item	Symbol	Value	Unit		
Rated heat output (*)	Prated	5.0	kW	Seasonal space heating energy efficiency	ηs	172	%		
Declared capacity for heating for part load at indoor temperature 20 °C and outdoor temperature Tj				Declared coefficient of performance or primary energy ratio for part load at indoor temperature 20 °C and outdoor temperature Tj					
Tj = - 7 °C	Pdh	4.5	kW	Tj = - 7 °C	COPd	2.57	-		
Degradation co-efficient (**)	Cdh	0.99	-						
Tj = + 2 °C	Pdh	3.2	kW	Tj = + 2 °C	COPd	4.29	-		
Degradation co-efficient (**)	Cdh	0.98	-						
Tj = + 7 °C	Pdh	3.0	kW	Tj = + 7 °C	COPd	6.19	-		
Degradation co-efficient (**)	Cdh	0.97	-						
Tj = +12 °C	Pdh	3.4	kW	Tj = +12 °C	COPd	10.44	-		
Degradation co-efficient (**)	Cdh	0.95	-						
Tj = bivalent temperature	Pdh	5.0	kW	Tj = bivalent temperature	COPd	2.37	-		
Tj = operation limit temperature (***)	Pdh	5.0	kW	Tj = operation limit temperature (***)	COPd	2.37	-		
Bivalent temperature	Tbiv	-10	°C	Operation limit temperature	TOL	-25	°C		
Reference design conditions for space heating	Tdesignh	-10	°C	Heating water operating limit temperature	WTOL	60	°C		
Power consumption in modes other than active mode				Supplementary heater					
Off mode	P _{OFF}	0.015	kW	Rated heat output (*)	Psup	0.0	kW		
Thermostat-off mode	P _{TO}	0.015	kW						
Standby mode	P _{SB}	0.015	kW	Type of energy input	Electrical				
Crankcase heater mode	P _{CK}	0.000	kW						

Other items							
Capacity control	variable			Rated air flow rate, outdoors	-	1810	m³/h
Sound power level, indoors/outdoors	L _{WA}	41 / 58	dBA				
Annual energy consumption	Q _{HE}	2366	kWh				

For heat pump combination heater:							
Declared load profile	L			Water heating energy efficiency	ηwh	139	%
Daily electricity consumption	Qelec	3.780	kWh				
Annual electricity consumption	AEC	832	kWh				

Contact details							
MITSUBISHI ELECTRIC CONSUMER PRODUCTS (THAILAND) CO., LTD.				700/406 moo 7, Tambon don hua roh, Amphur muang, chonburi 20000, Thailand			
The identification and signature of the person empowered to bind the supplier;							
				Tadashi SAITO			
The signature is signed in the average climate / medium-temperature section.				Manager, Quality Assuarance Department			
				THAILAND			

· Details and precautions on installation, maintenance and assembly can be found in the installation and or operation manuals.

· Details and precautions on recycling and/or disposal at end-of-life can be found in the installation and or operation manuals.

(*) For heat pump space heaters and heat pump combination heaters, the rated heat output Prated is equal to the design load for heating Pdesignh, and the rated heat output of a supplementary heater Psup is equal to the supplementary capacity for heating sup(Tj).

(**) If Cdh is not determined by measurement then the default degradation coefficient is Cdh = 0,9.

(***) If the declared TOL is lower than the T designh of the considered climate then the outdoor dry bulb temperature Tj is equal to T designh.

PRODUCT INFORMATION / TECHNICAL DOCUMENTATION

Model(s):	Outdoor unit:	SUZ-SHWM40VAH(-SC)
	Indoor unit:	EHST17D-****D
Air-to-water heat pump:	yes	
Water-to-water heat pump:	no	
Brine-to-water heat pump:	no	
Low-temperature heat pump:	no	
Equipped with a supplementary heater:	yes	
Heat pump combination heater:	yes	
Parameters for	medium-temperature application.	
Parameters for	colder climate conditions.	

Item	Symbol	Value	Unit	Item	Symbol	Value	Unit
Rated heat output (*)	Prated	5.0	kW	Seasonal space heating energy efficiency	ηs	102	%
Declared capacity for heating for part load at indoor temperature 20 °C and outdoor temperature Tj				Declared coefficient of performance or primary energy ratio for part load at indoor temperature 20 °C and outdoor temperature Tj			
Tj = - 7 °C	Pdh	3.2	kW	Tj = - 7 °C	COPd	2.26	-
Degradation co-efficient (**)	Cdh	0.99	-				
Tj = + 2 °C	Pdh	2.8	kW	Tj = + 2 °C	COPd	3.16	-
Degradation co-efficient (**)	Cdh	0.98	-				
Tj = + 7 °C	Pdh	3.0	kW	Tj = + 7 °C	COPd	4.76	-
Degradation co-efficient (**)	Cdh	0.98	-				
Tj = +12 °C	Pdh	3.3	kW	Tj = +12 °C	COPd	9.81	-
Degradation co-efficient (**)	Cdh	0.96	-				
Tj = bivalent temperature	Pdh	4.1	kW	Tj = bivalent temperature	COPd	1.31	-
Tj = operation limit temperature (***)	Pdh	3.7	kW	Tj = operation limit temperature (***)	COPd	1.25	-
Tj = – 15 °C (if TOL < – 20 °C)	Pdh	4.1	kW	Tj = – 15 °C (if TOL < – 20 °C)	COPd	1.31	-
Bivalent temperature	Tbiv	-15	°C	Operation limit temperature	TOL	-25	°C
Reference design conditions for space heating	Tdesignh	-22	°C	Heating water operating limit temperature	WTOL	60	°C
Power consumption in modes other than active mode				Supplementary heater			
Off mode	P _{OFF}	0.015	kW	Rated heat output (*)	Psup	5.0	kW
Thermostat-off mode	P _{TO}	0.015	kW				
Standby mode	P _{SB}	0.015	kW	Type of energy input	Electrical		
Crankcase heater mode	P _{CK}	0.000	kW				

Other items							
Capacity control	variable			Rated air flow rate, outdoors	-	1810	m³/h
Sound power level, indoors/outdoors	L _{WA}	41 / 58	dBa				
Annual energy consumption	Q _{HE}	4711	kWh				

For heat pump combination heater:							
Declared load profile	L			Water heating energy efficiency	ηwh	120	%
Daily electricity consumption	Qelec	4.060	kWh				
Annual electricity consumption	AEC	892	kWh				

Contact details							
MITSUBISHI ELECTRIC CONSUMER PRODUCTS (THAILAND) CO., LTD.				700/406 moo 7, Tambon don hua roh, Amphur muang, chonburi 20000, Thailand			
The identification and signature of the person empowered to bind the supplier;				Tadashi SAITO			
The signature is signed in the average climate / medium-temperature section.				Manager, Quality Assuarance Department			
				THAILAND			

· Details and precautions on installation, maintenance and assembly can be found in the installation and or operation manuals.

· Details and precautions on recycling and/or disposal at end-of-life can be found in the installation and or operation manuals.

(*) For heat pump space heaters and heat pump combination heaters, the rated heat output Prated is equal to the design load for heating Pdesignh, and the rated heat output of a supplementary heater Psup is equal to the supplementary capacity for heating sup(Tj).

(**) If Cdh is not determined by measurement then the default degradation coefficient is Cdh = 0,9.

(***) If the declared TOL is lower than the T designh of the considered climate then the outdoor dry bulb temperature Tj is equal to T designh.

PRODUCT INFORMATION / TECHNICAL DOCUMENTATION

Model(s):	Outdoor unit:	SUZ-SHWM40VAH(-SC)
	Indoor unit:	EHST17D-****D
Air-to-water heat pump:	yes	
Water-to-water heat pump:	no	
Brine-to-water heat pump:	no	
Low-temperature heat pump:	no	
Equipped with a supplementary heater:	yes	
Heat pump combination heater:	yes	
Parameters for	low-temperature application.	
Parameters for	colder climate conditions.	

Item	Symbol	Value	Unit	Item	Symbol	Value	Unit
Rated heat output (*)	Prated	5.0	kW	Seasonal space heating energy efficiency	ηs	145	%
Declared capacity for heating for part load at indoor temperature 20 °C and outdoor temperature Tj				Declared coefficient of performance or primary energy ratio for part load at indoor temperature 20 °C and outdoor temperature Tj			
Tj = - 7 °C	Pdh	3.1	kW	Tj = - 7 °C	COPd	3.27	-
Degradation co-efficient (**)	Cdh	0.98	-				
Tj = + 2 °C	Pdh	2.8	kW	Tj = + 2 °C	COPd	4.52	-
Degradation co-efficient (**)	Cdh	0.98	-				
Tj = + 7 °C	Pdh	3.1	kW	Tj = + 7 °C	COPd	6.38	-
Degradation co-efficient (**)	Cdh	0.97	-				
Tj = +12 °C	Pdh	3.0	kW	Tj = +12 °C	COPd	9.73	-
Degradation co-efficient (**)	Cdh	0.95	-				
Tj = bivalent temperature	Pdh	4.1	kW	Tj = bivalent temperature	COPd	1.86	-
Tj = operation limit temperature (***)	Pdh	4.2	kW	Tj = operation limit temperature (***)	COPd	1.80	-
Tj = – 15 °C (if TOL < – 20 °C)	Pdh	4.1	kW	Tj = – 15 °C (if TOL < – 20 °C)	COPd	1.86	-
Bivalent temperature	Tbiv	-15	°C	Operation limit temperature	TOL	-25	°C
Reference design conditions for space heating	Tdesignh	-22	°C	Heating water operating limit temperature	WTOL	60	°C
Power consumption in modes other than active mode				Supplementary heater			
Off mode	P _{OFF}	0.015	kW	Rated heat output (*)	Psup	0.8	kW
Thermostat-off mode	P _{TO}	0.015	kW				
Standby mode	P _{SB}	0.015	kW	Type of energy input		Electrical	
Crankcase heater mode	P _{CK}	0.000	kW				

Other items							
Capacity control	variable			Rated air flow rate, outdoors	-	1810	m³/h
Sound power level, indoors/outdoors	L _{WA}	41 / 58	dBa				
Annual energy consumption	Q _{HE}	3328	kWh				

For heat pump combination heater:							
Declared load profile	L			Water heating energy efficiency	ηwh	120	%
Daily electricity consumption	Qelec	4.060	kWh				
Annual electricity consumption	AEC	892	kWh				

Contact details							
MITSUBISHI ELECTRIC CONSUMER PRODUCTS (THAILAND) CO., LTD.				700/406 moo 7, Tambon don hua roh, Amphur muang, chonburi 20000, Thailand			
The identification and signature of the person empowered to bind the supplier;				Tadashi SAITO			
The signature is signed in the average climate / medium-temperature section.				Manager, Quality Assuarance Department			
				THAILAND			

· Details and precautions on installation, maintenance and assembly can be found in the installation and or operation manuals.

· Details and precautions on recycling and/or disposal at end-of-life can be found in the installation and or operation manuals.

(*) For heat pump space heaters and heat pump combination heaters, the rated heat output Prated is equal to the design load for heating Pdesignh, and the rated heat output of a supplementary heater Psup is equal to the supplementary capacity for heating sup(Tj).

(**) If Cdh is not determined by measurement then the default degradation coefficient is Cdh = 0,9.

(***) If the declared TOL is lower than the T designh of the considered climate then the outdoor dry bulb temperature Tj is equal to T designh.

PRODUCT INFORMATION / TECHNICAL DOCUMENTATION

Model(s):	Outdoor unit:	SUZ-SHWM40VAH(-SC)
	Indoor unit:	EHST17D-****D
Air-to-water heat pump:	yes	
Water-to-water heat pump:	no	
Brine-to-water heat pump:	no	
Low-temperature heat pump:	no	
Equipped with a supplementary heater:	yes	
Heat pump combination heater:	yes	
Parameters for	medium-temperature application.	
Parameters for	warmer climate conditions.	

Item	Symbol	Value	Unit	Item	Symbol	Value	Unit		
Rated heat output (*)	Prated	4.0	kW	Seasonal space heating energy efficiency	ηs	161	%		
Declared capacity for heating for part load at indoor temperature 20 °C and outdoor temperature Tj				Declared coefficient of performance or primary energy ratio for part load at indoor temperature 20 °C and outdoor temperature Tj					
Tj = - 7 °C	Pdh	-	kW	Tj = - 7 °C	COPd	-	-		
Degradation co-efficient (**)	Cdh	-	-						
Tj = + 2 °C	Pdh	4.0	kW	Tj = + 2 °C	COPd	2.26	-		
Degradation co-efficient (**)	Cdh	0.99	-						
Tj = + 7 °C	Pdh	3.3	kW	Tj = + 7 °C	COPd	3.50	-		
Degradation co-efficient (**)	Cdh	0.98	-						
Tj = +12 °C	Pdh	2.9	kW	Tj = +12 °C	COPd	6.22	-		
Degradation co-efficient (**)	Cdh	0.97	-						
Tj = bivalent temperature	Pdh	4.0	kW	Tj = bivalent temperature	COPd	2.26	-		
Tj = operation limit temperature (***)	Pdh	4.0	kW	Tj = operation limit temperature (***)	COPd	2.26	-		
Bivalent temperature	Tbiv	2	°C	Operation limit temperature	TOL	-25	°C		
Reference design conditions for space heating	Tdesignh	2	°C	Heating water operating limit temperature	WTOL	60	°C		
Power consumption in modes other than active mode				Supplementary heater					
Off mode	P _{OFF}	0.015	kW	Rated heat output (*)	Psup	0.0	kW		
Thermostat-off mode	P _{TO}	0.015	kW						
Standby mode	P _{SB}	0.015	kW	Type of energy input	Electrical				
Crankcase heater mode	P _{CK}	0.000	kW						

Other items							
Capacity control	variable			Rated air flow rate, outdoors	-	1810	m³/h
Sound power level, indoors/outdoors	L _{WA}	41 / 58	dBA				
Annual energy consumption	Q _{HE}	1305	kWh				

For heat pump combination heater:							
Declared load profile	L			Water heating energy efficiency	ηwh	167	%
Daily electricity consumption	Qelec	2.940	kWh				
Annual electricity consumption	AEC	646	kWh				

Contact details							
MITSUBISHI ELECTRIC CONSUMER PRODUCTS (THAILAND) CO., LTD.				700/406 moo 7, Tambon don hua roh, Amphur muang, chonburi 20000, Thailand			
The identification and signature of the person empowered to bind the supplier;							
				Tadashi SAITO			
The signature is signed in the average climate / medium-temperature section.				Manager, Quality Assuarance Department			
				THAILAND			

· Details and precautions on installation, maintenance and assembly can be found in the installation and or operation manuals.

· Details and precautions on recycling and/or disposal at end-of-life can be found in the installation and or operation manuals.

(*) For heat pump space heaters and heat pump combination heaters, the rated heat output Prated is equal to the design load for heating Pdesignh, and the rated heat output of a supplementary heater Psup is equal to the supplementary capacity for heating sup(Tj).

(**) If Cdh is not determined by measurement then the default degradation coefficient is Cdh = 0,9.

(***) If the declared TOL is lower than the T designh of the considered climate then the outdoor dry bulb temperature Tj is equal to T designh.

PRODUCT INFORMATION / TECHNICAL DOCUMENTATION

Model(s):	Outdoor unit:	SUZ-SHWM40VAH(-SC)
	Indoor unit:	EHST17D-****D
Air-to-water heat pump:	yes	
Water-to-water heat pump:	no	
Brine-to-water heat pump:	no	
Low-temperature heat pump:	no	
Equipped with a supplementary heater:	yes	
Heat pump combination heater:	yes	
Parameters for	low-temperature application.	
Parameters for	warmer climate conditions.	

Item	Symbol	Value	Unit	Item	Symbol	Value	Unit
Rated heat output (*)	Prated	4.0	kW	Seasonal space heating energy efficiency	ηs	242	%
Declared capacity for heating for part load at indoor temperature 20 °C and outdoor temperature Tj				Declared coefficient of performance or primary energy ratio for part load at indoor temperature 20 °C and outdoor temperature Tj			
Tj = - 7 °C	Pdh	-	kW	Tj = - 7 °C	COPd	-	-
Degradation co-efficient (**)	Cdh	-	-				
Tj = + 2 °C	Pdh	4.0	kW	Tj = + 2 °C	COPd	3.58	-
Degradation co-efficient (**)	Cdh	0.99	-				
Tj = + 7 °C	Pdh	3.4	kW	Tj = + 7 °C	COPd	5.49	-
Degradation co-efficient (**)	Cdh	0.98	-				
Tj = +12 °C	Pdh	3.3	kW	Tj = +12 °C	COPd	9.75	-
Degradation co-efficient (**)	Cdh	0.96	-				
Tj = bivalent temperature	Pdh	4.0	kW	Tj = bivalent temperature	COPd	3.58	-
Tj = operation limit temperature (***)	Pdh	4.0	kW	Tj = operation limit temperature (***)	COPd	3.58	-
Bivalent temperature	Tbiv	2	°C	Operation limit temperature	TOL	-25	°C
Reference design conditions for space heating	Tdesignh	2	°C	Heating water operating limit temperature	WTOL	60	°C
Power consumption in modes other than active mode				Supplementary heater			
Off mode	P _{OFF}	0.015	kW	Rated heat output (*)	Psup	0.0	kW
Thermostat-off mode	P _{TO}	0.015	kW				
Standby mode	P _{SB}	0.015	kW	Type of energy input		Electrical	
Crankcase heater mode	P _{CK}	0.000	kW				

Other items							
Capacity control	variable			Rated air flow rate, outdoors	-	1810	m³/h
Sound power level, indoors/outdoors	L _{WA}	41 / 58	dBA				
Annual energy consumption	Q _{HE}	872	kWh				

For heat pump combination heater:							
Declared load profile	L			Water heating energy efficiency	ηwh	167	%
Daily electricity consumption	Qelec	2.940	kWh				
Annual electricity consumption	AEC	646	kWh				

Contact details							
MITSUBISHI ELECTRIC CONSUMER PRODUCTS (THAILAND) CO., LTD.				700/406 moo 7, Tambon don hua roh, Amphur muang, chonburi 20000, Thailand			
The identification and signature of the person empowered to bind the supplier;							
				Tadashi SAITO			
The signature is signed in the average climate / medium-temperature section.				Manager, Quality Assuarance Department			
				THAILAND			

· Details and precautions on installation, maintenance and assembly can be found in the installation and or operation manuals.

· Details and precautions on recycling and/or disposal at end-of-life can be found in the installation and or operation manuals.

(*) For heat pump space heaters and heat pump combination heaters, the rated heat output Prated is equal to the design load for heating Pdesignh, and the rated heat output of a supplementary heater Psup is equal to the supplementary capacity for heating sup(Tj).

(**) If Cdh is not determined by measurement then the default degradation coefficient is Cdh = 0,9.

(***) If the declared TOL is lower than the T designh of the considered climate then the outdoor dry bulb temperature Tj is equal to T designh.

PRODUCT INFORMATION / TECHNICAL DOCUMENTATION

Model(s):	Outdoor unit:	SUZ-SHWM40VAH(-SC)
	Indoor unit:	EHST20D-****D
Air-to-water heat pump:		yes
Water-to-water heat pump:		no
Brine-to-water heat pump:		no
Low-temperature heat pump:		no
Equipped with a supplementary heater:		yes
Heat pump combination heater:		yes
Parameters for		medium-temperature application.
Parameters for		average climate conditions.

Item	Symbol	Value	Unit	Item	Symbol	Value	Unit			
Rated heat output (*)	Prated	4.6	kW	Seasonal space heating energy efficiency	ηs	124	%			
Declared capacity for heating for part load at indoor temperature 20 °C and outdoor temperature Tj				Declared coefficient of performance or primary energy ratio for part load at indoor temperature 20 °C and outdoor temperature Tj						
Tj = - 7 °C	Pdh	4.1	kW	Tj = - 7 °C	COPd	2.14	-			
Degradation co-efficient (**)	Cdh	0.99	-							
Tj = + 2 °C	Pdh	2.8	kW	Tj = + 2 °C	COPd	2.91	-			
Degradation co-efficient (**)	Cdh	0.98	-							
Tj = + 7 °C	Pdh	2.6	kW	Tj = + 7 °C	COPd	4.62	-			
Degradation co-efficient (**)	Cdh	0.97	-							
Tj = +12 °C	Pdh	3.0	kW	Tj = +12 °C	COPd	7.16	-			
Degradation co-efficient (**)	Cdh	0.96	-							
Tj = bivalent temperature	Pdh	4.6	kW	Tj = bivalent temperature	COPd	1.66	-			
Tj = operation limit temperature (***)	Pdh	4.6	kW	Tj = operation limit temperature (***)	COPd	1.66	-			
Bivalent temperature	Tbiv	-10	°C	Operation limit temperature	TOL	-25	°C			
Reference design conditions for space heating	Tdesignh	-10	°C	Heating water operating limit temperature	WTOL	60	°C			
Power consumption in modes other than active mode				Supplementary heater						
Off mode	P _{OFF}	0.015	kW	Rated heat output (*)	P _{sup}	0.0	kW			
Thermostat-off mode	P _{TO}	0.015	kW							
Standby mode	P _{SB}	0.015	kW							
Crankcase heater mode	P _{CK}	0.000	kW							
				Type of energy input						
				Electrical						

Other items							
Capacity control	variable			Rated air flow rate, outdoors	-	1810	m³/h
Sound power level, indoors/outdoors	L _{WA}	41 / 58	dBA				
Annual energy consumption	Q _{HE}	2994	kWh				

For heat pump combination heater:							
Declared load profile	L			Water heating energy efficiency	ηwh	142	%
Daily electricity consumption	Qelec	3.780	kWh				
Annual electricity consumption	AEC	831	kWh				

Contact details	
MITSUBISHI ELECTRIC CONSUMER PRODUCTS (THAILAND) CO., LTD.	700/406 moo 7, Tambon don hua roh, Amphur muang, chonburi 20000, Thailand
The identification and signature of the person empowered to bind the supplier:	
	Tadashi SAITO Manager, Quality Assurance Department THAILAND

· Details and precautions on installation, maintenance and assembly can be found in the installation and or operation manuals.

· Details and precautions on recycling and/or disposal at end-of-life can be found in the installation and or operation manuals.

(*) For heat pump space heaters and heat pump combination heaters, the rated heat output Prated is equal to the design load for heating Pdesignh, and the rated heat output of a supplementary heater Psup is equal to the supplementary capacity for heating sup(Tj).

(**) If Cdh is not determined by measurement then the default degradation coefficient is Cdh = 0,9.

(***) If the declared TOL is lower than the T designh of the considered climate then the outdoor dry bulb temperature Tj is equal to T designh.

PRODUCT INFORMATION / TECHNICAL DOCUMENTATION

Model(s):	Outdoor unit:	SUZ-SHWM40VAH(-SC)
	Indoor unit:	EHST20D-****D
Air-to-water heat pump:	yes	
Water-to-water heat pump:	no	
Brine-to-water heat pump:	no	
Low-temperature heat pump:	no	
Equipped with a supplementary heater:	yes	
Heat pump combination heater:	yes	
Parameters for	low-temperature application.	
Parameters for	average climate conditions.	

Item	Symbol	Value	Unit	Item	Symbol	Value	Unit		
Rated heat output (*)	Prated	5.0	kW	Seasonal space heating energy efficiency	ηs	172	%		
Declared capacity for heating for part load at indoor temperature 20 °C and outdoor temperature Tj				Declared coefficient of performance or primary energy ratio for part load at indoor temperature 20 °C and outdoor temperature Tj					
Tj = - 7 °C	Pdh	4.5	kW	Tj = - 7 °C	COPd	2.57	-		
Degradation co-efficient (**)	Cdh	0.99	-						
Tj = + 2 °C	Pdh	3.2	kW	Tj = + 2 °C	COPd	4.29	-		
Degradation co-efficient (**)	Cdh	0.98	-						
Tj = + 7 °C	Pdh	3.0	kW	Tj = + 7 °C	COPd	6.19	-		
Degradation co-efficient (**)	Cdh	0.97	-						
Tj = +12 °C	Pdh	3.4	kW	Tj = +12 °C	COPd	10.44	-		
Degradation co-efficient (**)	Cdh	0.95	-						
Tj = bivalent temperature	Pdh	5.0	kW	Tj = bivalent temperature	COPd	2.37	-		
Tj = operation limit temperature (***)	Pdh	5.0	kW	Tj = operation limit temperature (***)	COPd	2.37	-		
Bivalent temperature	Tbiv	-10	°C	Operation limit temperature	TOL	-25	°C		
Reference design conditions for space heating	Tdesignh	-10	°C	Heating water operating limit temperature	WTOL	60	°C		
Power consumption in modes other than active mode				Supplementary heater					
Off mode	P _{OFF}	0.015	kW	Rated heat output (*)	Psup	0.0	kW		
Thermostat-off mode	P _{TO}	0.015	kW						
Standby mode	P _{SB}	0.015	kW	Type of energy input	Electrical				
Crankcase heater mode	P _{CK}	0.000	kW						

Other items							
Capacity control	variable			Rated air flow rate, outdoors	-	1810	m³/h
Sound power level, indoors/outdoors	L _{WA}	41 / 58	dBA				
Annual energy consumption	Q _{HE}	2366	kWh				

For heat pump combination heater:							
Declared load profile	L			Water heating energy efficiency	ηwh	142	%
Daily electricity consumption	Qelec	3.780	kWh				
Annual electricity consumption	AEC	831	kWh				

Contact details							
MITSUBISHI ELECTRIC CONSUMER PRODUCTS (THAILAND) CO., LTD.				700/406 moo 7, Tambon don hua roh, Amphur muang, chonburi 20000, Thailand			
The identification and signature of the person empowered to bind the supplier;				Tadashi SAITO			
The signature is signed in the average climate / medium-temperature section.				Manager, Quality Assuarance Department			
				THAILAND			

· Details and precautions on installation, maintenance and assembly can be found in the installation and or operation manuals.

· Details and precautions on recycling and/or disposal at end-of-life can be found in the installation and or operation manuals.

(*) For heat pump space heaters and heat pump combination heaters, the rated heat output Prated is equal to the design load for heating Pdesignh, and the rated heat output of a supplementary heater Psup is equal to the supplementary capacity for heating sup(Tj).

(**) If Cdh is not determined by measurement then the default degradation coefficient is Cdh = 0,9.

(***) If the declared TOL is lower than the T designh of the considered climate then the outdoor dry bulb temperature Tj is equal to T designh.

PRODUCT INFORMATION / TECHNICAL DOCUMENTATION

Model(s):	Outdoor unit:	SUZ-SHWM40VAH(-SC)
	Indoor unit:	EHST20D-****D
Air-to-water heat pump:	yes	
Water-to-water heat pump:	no	
Brine-to-water heat pump:	no	
Low-temperature heat pump:	no	
Equipped with a supplementary heater:	yes	
Heat pump combination heater:	yes	
Parameters for	medium-temperature application.	
Parameters for	colder climate conditions.	

Item	Symbol	Value	Unit	Item	Symbol	Value	Unit
Rated heat output (*)	Prated	5.0	kW	Seasonal space heating energy efficiency	ηs	102	%
Declared capacity for heating for part load at indoor temperature 20 °C and outdoor temperature Tj				Declared coefficient of performance or primary energy ratio for part load at indoor temperature 20 °C and outdoor temperature Tj			
Tj = - 7 °C	Pdh	3.2	kW	Tj = - 7 °C	COPd	2.26	-
Degradation co-efficient (**)	Cdh	0.99	-				
Tj = + 2 °C	Pdh	2.8	kW	Tj = + 2 °C	COPd	3.16	-
Degradation co-efficient (**)	Cdh	0.98	-				
Tj = + 7 °C	Pdh	3.0	kW	Tj = + 7 °C	COPd	4.76	-
Degradation co-efficient (**)	Cdh	0.98	-				
Tj = +12 °C	Pdh	3.3	kW	Tj = +12 °C	COPd	9.81	-
Degradation co-efficient (**)	Cdh	0.96	-				
Tj = bivalent temperature	Pdh	4.1	kW	Tj = bivalent temperature	COPd	1.31	-
Tj = operation limit temperature (***)	Pdh	3.7	kW	Tj = operation limit temperature (***)	COPd	1.25	-
Tj = – 15 °C (if TOL < – 20 °C)	Pdh	4.1	kW	Tj = – 15 °C (if TOL < – 20 °C)	COPd	1.31	-
Bivalent temperature	Tbiv	-15	°C	Operation limit temperature	TOL	-25	°C
Reference design conditions for space heating	Tdesignh	-22	°C	Heating water operating limit temperature	WTOL	60	°C
Power consumption in modes other than active mode				Supplementary heater			
Off mode	P _{OFF}	0.015	kW	Rated heat output (*)	Psup	5.0	kW
Thermostat-off mode	P _{TO}	0.015	kW				
Standby mode	P _{SB}	0.015	kW	Type of energy input		Electrical	
Crankcase heater mode	P _{CK}	0.000	kW				

Other items							
Capacity control	variable			Rated air flow rate, outdoors	-	1810	m³/h
Sound power level, indoors/outdoors	L _{WA}	41 / 58	dBa				
Annual energy consumption	Q _{HE}	4711	kWh				

For heat pump combination heater:							
Declared load profile	L			Water heating energy efficiency	ηwh	123	%
Daily electricity consumption	Qelec	4.180	kWh				
Annual electricity consumption	AEC	921	kWh				

Contact details							
MITSUBISHI ELECTRIC CONSUMER PRODUCTS (THAILAND) CO., LTD.				700/406 moo 7, Tambon don hua roh, Amphur muang, chonburi 20000, Thailand			
The identification and signature of the person empowered to bind the supplier;							
				Tadashi SAITO			
The signature is signed in the average climate / medium-temperature section.				Manager, Quality Assuarance Department			
				THAILAND			

· Details and precautions on installation, maintenance and assembly can be found in the installation and or operation manuals.

· Details and precautions on recycling and/or disposal at end-of-life can be found in the installation and or operation manuals.

(*) For heat pump space heaters and heat pump combination heaters, the rated heat output Prated is equal to the design load for heating Pdesignh, and the rated heat output of a supplementary heater Psup is equal to the supplementary capacity for heating sup(Tj).

(**) If Cdh is not determined by measurement then the default degradation coefficient is Cdh = 0,9.

(***) If the declared TOL is lower than the T designh of the considered climate then the outdoor dry bulb temperature Tj is equal to T designh.

PRODUCT INFORMATION / TECHNICAL DOCUMENTATION

Model(s):	Outdoor unit:	SUZ-SHWM40VAH(-SC)
	Indoor unit:	EHST20D-****D
Air-to-water heat pump:	yes	
Water-to-water heat pump:	no	
Brine-to-water heat pump:	no	
Low-temperature heat pump:	no	
Equipped with a supplementary heater:	yes	
Heat pump combination heater:	yes	
Parameters for	low-temperature application.	
Parameters for	colder climate conditions.	

Item	Symbol	Value	Unit	Item	Symbol	Value	Unit
Rated heat output (*)	Prated	5.0	kW	Seasonal space heating energy efficiency	ηs	145	%
Declared capacity for heating for part load at indoor temperature 20 °C and outdoor temperature Tj				Declared coefficient of performance or primary energy ratio for part load at indoor temperature 20 °C and outdoor temperature Tj			
Tj = - 7 °C	Pdh	3.1	kW	Tj = - 7 °C	COPd	3.27	-
Degradation co-efficient (**)	Cdh	0.98	-				
Tj = + 2 °C	Pdh	2.8	kW	Tj = + 2 °C	COPd	4.52	-
Degradation co-efficient (**)	Cdh	0.98	-				
Tj = + 7 °C	Pdh	3.1	kW	Tj = + 7 °C	COPd	6.38	-
Degradation co-efficient (**)	Cdh	0.97	-				
Tj = +12 °C	Pdh	3.0	kW	Tj = +12 °C	COPd	9.73	-
Degradation co-efficient (**)	Cdh	0.95	-				
Tj = bivalent temperature	Pdh	4.1	kW	Tj = bivalent temperature	COPd	1.86	-
Tj = operation limit temperature (***)	Pdh	4.2	kW	Tj = operation limit temperature (***)	COPd	1.80	-
Tj = – 15 °C (if TOL < – 20 °C)	Pdh	4.1	kW	Tj = – 15 °C (if TOL < – 20 °C)	COPd	1.86	-
Bivalent temperature	Tbiv	-15	°C	Operation limit temperature	TOL	-25	°C
Reference design conditions for space heating	Tdesignh	-22	°C	Heating water operating limit temperature	WTOL	60	°C
Power consumption in modes other than active mode				Supplementary heater			
Off mode	P _{OFF}	0.015	kW	Rated heat output (*)	Psup	0.8	kW
Thermostat-off mode	P _{TO}	0.015	kW				
Standby mode	P _{SB}	0.015	kW	Type of energy input	Electrical		
Crankcase heater mode	P _{CK}	0.000	kW				

Other items							
Capacity control	variable			Rated air flow rate, outdoors	-	1810	m³/h
Sound power level, indoors/outdoors	L _{WA}	41 / 58	dBa				
Annual energy consumption	Q _{HE}	3328	kWh				

For heat pump combination heater:							
Declared load profile	L			Water heating energy efficiency	ηwh	123	%
Daily electricity consumption	Qelec	4.180	kWh				
Annual electricity consumption	AEC	921	kWh				

Contact details							
MITSUBISHI ELECTRIC CONSUMER PRODUCTS (THAILAND) CO., LTD.				700/406 moo 7, Tambon don hua roh, Amphur muang, chonburi 20000, Thailand			
The identification and signature of the person empowered to bind the supplier;							
				Tadashi SAITO			
The signature is signed in the average climate / medium-temperature section.				Manager, Quality Assuarance Department			
				THAILAND			

· Details and precautions on installation, maintenance and assembly can be found in the installation and or operation manuals.

· Details and precautions on recycling and/or disposal at end-of-life can be found in the installation and or operation manuals.

(*) For heat pump space heaters and heat pump combination heaters, the rated heat output Prated is equal to the design load for heating Pdesignh, and the rated heat output of a supplementary heater Psup is equal to the supplementary capacity for heating sup(Tj).

(**) If Cdh is not determined by measurement then the default degradation coefficient is Cdh = 0,9.

(***) If the declared TOL is lower than the T designh of the considered climate then the outdoor dry bulb temperature Tj is equal to T designh.

PRODUCT INFORMATION / TECHNICAL DOCUMENTATION

Model(s):	Outdoor unit:	SUZ-SHWM40VAH(-SC)
	Indoor unit:	EHST20D-****D
Air-to-water heat pump:	yes	
Water-to-water heat pump:	no	
Brine-to-water heat pump:	no	
Low-temperature heat pump:	no	
Equipped with a supplementary heater:	yes	
Heat pump combination heater:	yes	
Parameters for	medium-temperature application.	
Parameters for	warmer climate conditions.	

Item	Symbol	Value	Unit	Item	Symbol	Value	Unit		
Rated heat output (*)	Prated	4.0	kW	Seasonal space heating energy efficiency	ηs	161	%		
Declared capacity for heating for part load at indoor temperature 20 °C and outdoor temperature Tj				Declared coefficient of performance or primary energy ratio for part load at indoor temperature 20 °C and outdoor temperature Tj					
Tj = - 7 °C	Pdh	-	kW	Tj = - 7 °C	COPd	-	-		
Degradation co-efficient (**)	Cdh	-	-						
Tj = + 2 °C	Pdh	4.0	kW	Tj = + 2 °C	COPd	2.26	-		
Degradation co-efficient (**)	Cdh	0.99	-						
Tj = + 7 °C	Pdh	3.3	kW	Tj = + 7 °C	COPd	3.50	-		
Degradation co-efficient (**)	Cdh	0.98	-						
Tj = +12 °C	Pdh	2.9	kW	Tj = +12 °C	COPd	6.22	-		
Degradation co-efficient (**)	Cdh	0.97	-						
Tj = bivalent temperature	Pdh	4.0	kW	Tj = bivalent temperature	COPd	2.26	-		
Tj = operation limit temperature (***)	Pdh	4.0	kW	Tj = operation limit temperature (***)	COPd	2.26	-		
Bivalent temperature	Tbiv	2	°C	Operation limit temperature	TOL	-25	°C		
Reference design conditions for space heating	Tdesignh	2	°C	Heating water operating limit temperature	WTOL	60	°C		
Power consumption in modes other than active mode				Supplementary heater					
Off mode	P _{OFF}	0.015	kW	Rated heat output (*)	Psup	0.0	kW		
Thermostat-off mode	P _{TO}	0.015	kW						
Standby mode	P _{SB}	0.015	kW	Type of energy input	Electrical				
Crankcase heater mode	P _{CK}	0.000	kW						

Other items							
Capacity control	variable			Rated air flow rate, outdoors	-	1810	m³/h
Sound power level, indoors/outdoors	L _{WA}	41 / 58	dBA				
Annual energy consumption	Q _{HE}	1305	kWh				

For heat pump combination heater:							
Declared load profile	L			Water heating energy efficiency	ηwh	174	%
Daily electricity consumption	Qelec	3.240	kWh				
Annual electricity consumption	AEC	713	kWh				

Contact details							
MITSUBISHI ELECTRIC CONSUMER PRODUCTS (THAILAND) CO., LTD.				700/406 moo 7, Tambon don hua roh, Amphur muang, chonburi 20000, Thailand			
The identification and signature of the person empowered to bind the supplier;							
				Tadashi SAITO			
The signature is signed in the average climate / medium-temperature section.				Manager, Quality Assuarance Department			
				THAILAND			

· Details and precautions on installation, maintenance and assembly can be found in the installation and or operation manuals.

· Details and precautions on recycling and/or disposal at end-of-life can be found in the installation and or operation manuals.

(*) For heat pump space heaters and heat pump combination heaters, the rated heat output Prated is equal to the design load for heating Pdesignh, and the rated heat output of a supplementary heater Psup is equal to the supplementary capacity for heating sup(Tj).

(**) If Cdh is not determined by measurement then the default degradation coefficient is Cdh = 0,9.

(***) If the declared TOL is lower than the T designh of the considered climate then the outdoor dry bulb temperature Tj is equal to T designh.

PRODUCT INFORMATION / TECHNICAL DOCUMENTATION

Model(s):	Outdoor unit:	SUZ-SHWM40VAH(-SC)
	Indoor unit:	EHST20D-****D
Air-to-water heat pump:	yes	
Water-to-water heat pump:	no	
Brine-to-water heat pump:	no	
Low-temperature heat pump:	no	
Equipped with a supplementary heater:	yes	
Heat pump combination heater:	yes	
Parameters for	low-temperature application.	
Parameters for	warmer climate conditions.	

Item	Symbol	Value	Unit	Item	Symbol	Value	Unit		
Rated heat output (*)	Prated	4.0	kW	Seasonal space heating energy efficiency	ηs	242	%		
Declared capacity for heating for part load at indoor temperature 20 °C and outdoor temperature Tj				Declared coefficient of performance or primary energy ratio for part load at indoor temperature 20 °C and outdoor temperature Tj					
Tj = - 7 °C	Pdh	-	kW	Tj = - 7 °C	COPd	-	-		
Degradation co-efficient (**)	Cdh	-	-						
Tj = + 2 °C	Pdh	4.0	kW	Tj = + 2 °C	COPd	3.58	-		
Degradation co-efficient (**)	Cdh	0.99	-						
Tj = + 7 °C	Pdh	3.4	kW	Tj = + 7 °C	COPd	5.49	-		
Degradation co-efficient (**)	Cdh	0.98	-						
Tj = +12 °C	Pdh	3.3	kW	Tj = +12 °C	COPd	9.75	-		
Degradation co-efficient (**)	Cdh	0.96	-						
Tj = bivalent temperature	Pdh	4.0	kW	Tj = bivalent temperature	COPd	3.58	-		
Tj = operation limit temperature (***)	Pdh	4.0	kW	Tj = operation limit temperature (***)	COPd	3.58	-		
Bivalent temperature	Tbiv	2	°C	Operation limit temperature	TOL	-25	°C		
Reference design conditions for space heating	Tdesignh	2	°C	Heating water operating limit temperature	WTOL	60	°C		
Power consumption in modes other than active mode				Supplementary heater					
Off mode	P _{OFF}	0.015	kW	Rated heat output (*)	Psup	0.0	kW		
Thermostat-off mode	P _{TO}	0.015	kW						
Standby mode	P _{SB}	0.015	kW	Type of energy input	Electrical				
Crankcase heater mode	P _{CK}	0.000	kW						

Other items							
Capacity control	variable			Rated air flow rate, outdoors	-	1810	m³/h
Sound power level, indoors/outdoors	L _{WA}	41 / 58	dBA				
Annual energy consumption	Q _{HE}	872	kWh				

For heat pump combination heater:							
Declared load profile	L			Water heating energy efficiency	ηwh	174	%
Daily electricity consumption	Qelec	3.240	kWh				
Annual electricity consumption	AEC	713	kWh				

Contact details							
MITSUBISHI ELECTRIC CONSUMER PRODUCTS (THAILAND) CO., LTD.				700/406 moo 7, Tambon don hua roh, Amphur muang, chonburi 20000, Thailand			
The identification and signature of the person empowered to bind the supplier;							
				Tadashi SAITO			
The signature is signed in the average climate / medium-temperature section.				Manager, Quality Assuarance Department			
				THAILAND			

· Details and precautions on installation, maintenance and assembly can be found in the installation and or operation manuals.

· Details and precautions on recycling and/or disposal at end-of-life can be found in the installation and or operation manuals.

(*) For heat pump space heaters and heat pump combination heaters, the rated heat output Prated is equal to the design load for heating Pdesignh, and the rated heat output of a supplementary heater Psup is equal to the supplementary capacity for heating sup(Tj).

(**) If Cdh is not determined by measurement then the default degradation coefficient is Cdh = 0,9.

(***) If the declared TOL is lower than the T designh of the considered climate then the outdoor dry bulb temperature Tj is equal to T designh.


PRODUCT INFORMATION / TECHNICAL DOCUMENTATION

Model(s):	Outdoor unit:	SUZ-SHWM40VAH(-SC)
	Indoor unit:	EHST20D-MED
Air-to-water heat pump:	yes	
Water-to-water heat pump:	no	
Brine-to-water heat pump:	no	
Low-temperature heat pump:	no	
Equipped with a supplementary heater:	no	
Heat pump combination heater:	yes	
Parameters for	medium-temperature application.	
Parameters for	average climate conditions.	

Item	Symbol	Value	Unit	Item	Symbol	Value	Unit			
Rated heat output (*)	Prated	4.6	kW	Seasonal space heating energy efficiency	ηs	124	%			
Declared capacity for heating for part load at indoor temperature 20 °C and outdoor temperature Tj				Declared coefficient of performance or primary energy ratio for part load at indoor temperature 20 °C and outdoor temperature Tj						
Tj = - 7 °C	Pdh	4.1	kW	Tj = - 7 °C	COPd	2.14	-			
Degradation co-efficient (**)	Cdh	0.99	-							
Tj = + 2 °C	Pdh	2.8	kW	Tj = + 2 °C	COPd	2.91	-			
Degradation co-efficient (**)	Cdh	0.98	-							
Tj = + 7 °C	Pdh	2.6	kW	Tj = + 7 °C	COPd	4.62	-			
Degradation co-efficient (**)	Cdh	0.97	-							
Tj = +12 °C	Pdh	3.0	kW	Tj = +12 °C	COPd	7.16	-			
Degradation co-efficient (**)	Cdh	0.96	-							
Tj = bivalent temperature	Pdh	4.6	kW	Tj = bivalent temperature	COPd	1.66	-			
Tj = operation limit temperature (***)	Pdh	4.6	kW	Tj = operation limit temperature (***)	COPd	1.66	-			
Bivalent temperature	Tbiv	-10	°C	Operation limit temperature	TOL	-25	°C			
Reference design conditions for space heating	Tdesignh	-10	°C	Heating water operating limit temperature	WTOL	60	°C			
Power consumption in modes other than active mode				Supplementary heater						
Off mode	P _{OFF}	0.015	kW	Rated heat output (*)	P _{sup}	0.0	kW			
Thermostat-off mode	P _{TO}	0.015	kW							
Standby mode	P _{SB}	0.015	kW							
Crankcase heater mode	P _{CK}	0.000	kW							
Other items				Type of energy input						
Capacity control	variable			Electrical						
Sound power level, indoors/outdoors	L _{WA}									
Annual energy consumption	Q _{HE}									

Rated air flow rate, outdoors				-	1810	m³/h
-------------------------------	--	--	--	---	------	------

For heat pump combination heater:							
Declared load profile	L			Water heating energy efficiency	η_{wh}	142	%
Daily electricity consumption	Qelec	3.780	kWh				
Annual electricity consumption	AEC	831	kWh				

Contact details							
MITSUBISHI ELECTRIC CONSUMER PRODUCTS (THAILAND) CO., LTD.				700/406 moo 7, Tambon don hua roh, Amphur muang, chonburi 20000, Thailand			
The identification and signature of the person empowered to bind the supplier:							
				Tadashi SAITO			
				Manager, Quality Assurance Department			
				THAILAND			

· Details and precautions on installation, maintenance and assembly can be found in the installation and or operation manuals.

· Details and precautions on recycling and/or disposal at end-of-life can be found in the installation and or operation manuals.

(*) For heat pump space heaters and heat pump combination heaters, the rated heat output Prated is equal to the design load for heating Pdesignh, and the rated heat output of a supplementary heater Psup is equal to the supplementary capacity for heating sup(Tj).

(**) If Cdh is not determined by measurement then the default degradation coefficient is Cdh = 0,9.

(***) If the declared TOL is lower than the T designh of the considered climate then the outdoor dry bulb temperature Tj is equal to T designh.

PRODUCT INFORMATION / TECHNICAL DOCUMENTATION

Model(s):	Outdoor unit:	SUZ-SHWM40VAH(-SC)
	Indoor unit:	EHST20D-MED
Air-to-water heat pump:	yes	
Water-to-water heat pump:	no	
Brine-to-water heat pump:	no	
Low-temperature heat pump:	no	
Equipped with a supplementary heater:	no	
Heat pump combination heater:	yes	
Parameters for	low-temperature application.	
Parameters for	average climate conditions.	

Item	Symbol	Value	Unit	Item	Symbol	Value	Unit		
Rated heat output (*)	Prated	5.0	kW	Seasonal space heating energy efficiency	ηs	172	%		
Declared capacity for heating for part load at indoor temperature 20 °C and outdoor temperature Tj				Declared coefficient of performance or primary energy ratio for part load at indoor temperature 20 °C and outdoor temperature Tj					
Tj = - 7 °C	Pdh	4.5	kW	Tj = - 7 °C	COPd	2.57	-		
Degradation co-efficient (**)	Cdh	0.99	-						
Tj = + 2 °C	Pdh	3.2	kW	Tj = + 2 °C	COPd	4.29	-		
Degradation co-efficient (**)	Cdh	0.98	-						
Tj = + 7 °C	Pdh	3.0	kW	Tj = + 7 °C	COPd	6.19	-		
Degradation co-efficient (**)	Cdh	0.97	-						
Tj = +12 °C	Pdh	3.4	kW	Tj = +12 °C	COPd	10.44	-		
Degradation co-efficient (**)	Cdh	0.95	-						
Tj = bivalent temperature	Pdh	5.0	kW	Tj = bivalent temperature	COPd	2.37	-		
Tj = operation limit temperature (***)	Pdh	5.0	kW	Tj = operation limit temperature (***)	COPd	2.37	-		
Bivalent temperature	Tbiv	-10	°C	Operation limit temperature	TOL	-25	°C		
Reference design conditions for space heating	Tdesignh	-10	°C	Heating water operating limit temperature	WTOL	60	°C		
Power consumption in modes other than active mode				Supplementary heater					
Off mode	P _{OFF}	0.015	kW	Rated heat output (*)	Psup	0.0	kW		
Thermostat-off mode	P _{TO}	0.015	kW						
Standby mode	P _{SB}	0.015	kW	Type of energy input	Electrical				
Crankcase heater mode	P _{CK}	0.000	kW						

Other items							
Capacity control	variable			Rated air flow rate, outdoors	-	1810	m³/h
Sound power level, indoors/outdoors	L _{WA}	41 / 58	dBa				
Annual energy consumption	Q _{HE}	2366	kWh				

For heat pump combination heater:							
Declared load profile	L			Water heating energy efficiency	ηwh	142	%
Daily electricity consumption	Qelec	3.780	kWh				
Annual electricity consumption	AEC	831	kWh				

Contact details							
MITSUBISHI ELECTRIC CONSUMER PRODUCTS (THAILAND) CO., LTD.				700/406 moo 7, Tambon don hua roh, Amphur muang, chonburi 20000, Thailand			
The identification and signature of the person empowered to bind the supplier;							
				Tadashi SAITO			
The signature is signed in the average climate / medium-temperature section.				Manager, Quality Assuarance Department			
				THAILAND			

· Details and precautions on installation, maintenance and assembly can be found in the installation and or operation manuals.

· Details and precautions on recycling and/or disposal at end-of-life can be found in the installation and or operation manuals.

(*) For heat pump space heaters and heat pump combination heaters, the rated heat output Prated is equal to the design load for heating Pdesignh, and the rated heat output of a supplementary heater Psup is equal to the supplementary capacity for heating sup(Tj).

(**) If Cdh is not determined by measurement then the default degradation coefficient is Cdh = 0,9.

(***) If the declared TOL is lower than the T designh of the considered climate then the outdoor dry bulb temperature Tj is equal to T designh.

PRODUCT INFORMATION / TECHNICAL DOCUMENTATION

Model(s):	Outdoor unit:	SUZ-SHWM40VAH(-SC)
	Indoor unit:	EHST20D-MED
Air-to-water heat pump:	yes	
Water-to-water heat pump:	no	
Brine-to-water heat pump:	no	
Low-temperature heat pump:	no	
Equipped with a supplementary heater:	no	
Heat pump combination heater:	yes	
Parameters for	medium-temperature application.	
Parameters for	colder climate conditions.	

Item	Symbol	Value	Unit	Item	Symbol	Value	Unit
Rated heat output (*)	Prated	5.0	kW	Seasonal space heating energy efficiency	ηs	102	%
Declared capacity for heating for part load at indoor temperature 20 °C and outdoor temperature Tj				Declared coefficient of performance or primary energy ratio for part load at indoor temperature 20 °C and outdoor temperature Tj			
Tj = - 7 °C	Pdh	3.2	kW	Tj = - 7 °C	COPd	2.26	-
Degradation co-efficient (**)	Cdh	0.99	-				
Tj = + 2 °C	Pdh	2.8	kW	Tj = + 2 °C	COPd	3.16	-
Degradation co-efficient (**)	Cdh	0.98	-				
Tj = + 7 °C	Pdh	3.0	kW	Tj = + 7 °C	COPd	4.76	-
Degradation co-efficient (**)	Cdh	0.98	-				
Tj = +12 °C	Pdh	3.3	kW	Tj = +12 °C	COPd	9.81	-
Degradation co-efficient (**)	Cdh	0.96	-				
Tj = bivalent temperature	Pdh	4.1	kW	Tj = bivalent temperature	COPd	1.31	-
Tj = operation limit temperature (***)	Pdh	3.7	kW	Tj = operation limit temperature (***)	COPd	1.25	-
Tj = – 15 °C (if TOL < – 20 °C)	Pdh	4.1	kW	Tj = – 15 °C (if TOL < – 20 °C)	COPd	1.31	-
Bivalent temperature	Tbiv	-15	°C	Operation limit temperature	TOL	-25	°C
Reference design conditions for space heating	Tdesignh	-22	°C	Heating water operating limit temperature	WTOL	60	°C
Power consumption in modes other than active mode				Supplementary heater			
Off mode	P _{OFF}	0.015	kW	Rated heat output (*)	Psup	5.0	kW
Thermostat-off mode	P _{TO}	0.015	kW				
Standby mode	P _{SB}	0.015	kW	Type of energy input		Electrical	
Crankcase heater mode	P _{CK}	0.000	kW				

Other items							
Capacity control	variable			Rated air flow rate, outdoors	-	1810	m³/h
Sound power level, indoors/outdoors	L _{WA}	41 / 58	dBa				
Annual energy consumption	Q _{HE}	4711	kWh				

For heat pump combination heater:							
Declared load profile	L			Water heating energy efficiency	ηwh	123	%
Daily electricity consumption	Qelec	4.180	kWh				
Annual electricity consumption	AEC	921	kWh				

Contact details							
MITSUBISHI ELECTRIC CONSUMER PRODUCTS (THAILAND) CO., LTD.				700/406 moo 7, Tambon don hua roh, Amphur muang, chonburi 20000, Thailand			
The identification and signature of the person empowered to bind the supplier;							
				Tadashi SAITO			
The signature is signed in the average climate / medium-temperature section.				Manager, Quality Assuarance Department			
				THAILAND			

· Details and precautions on installation, maintenance and assembly can be found in the installation and or operation manuals.

· Details and precautions on recycling and/or disposal at end-of-life can be found in the installation and or operation manuals.

(*) For heat pump space heaters and heat pump combination heaters, the rated heat output Prated is equal to the design load for heating Pdesignh, and the rated heat output of a supplementary heater Psup is equal to the supplementary capacity for heating sup(Tj).

(**) If Cdh is not determined by measurement then the default degradation coefficient is Cdh = 0,9.

(***) If the declared TOL is lower than the T designh of the considered climate then the outdoor dry bulb temperature Tj is equal to T designh.

PRODUCT INFORMATION / TECHNICAL DOCUMENTATION

Model(s):	Outdoor unit:	SUZ-SHWM40VAH(-SC)
	Indoor unit:	EHST20D-MED
Air-to-water heat pump:	yes	
Water-to-water heat pump:	no	
Brine-to-water heat pump:	no	
Low-temperature heat pump:	no	
Equipped with a supplementary heater:	no	
Heat pump combination heater:	yes	
Parameters for	low-temperature application.	
Parameters for	colder climate conditions.	

Item	Symbol	Value	Unit	Item	Symbol	Value	Unit
Rated heat output (*)	Prated	5.0	kW	Seasonal space heating energy efficiency	ηs	145	%
Declared capacity for heating for part load at indoor temperature 20 °C and outdoor temperature Tj				Declared coefficient of performance or primary energy ratio for part load at indoor temperature 20 °C and outdoor temperature Tj			
Tj = - 7 °C	Pdh	3.1	kW	Tj = - 7 °C	COPd	3.27	-
Degradation co-efficient (**)	Cdh	0.98	-				
Tj = + 2 °C	Pdh	2.8	kW	Tj = + 2 °C	COPd	4.52	-
Degradation co-efficient (**)	Cdh	0.98	-				
Tj = + 7 °C	Pdh	3.1	kW	Tj = + 7 °C	COPd	6.38	-
Degradation co-efficient (**)	Cdh	0.97	-				
Tj = +12 °C	Pdh	3.0	kW	Tj = +12 °C	COPd	9.73	-
Degradation co-efficient (**)	Cdh	0.95	-				
Tj = bivalent temperature	Pdh	4.1	kW	Tj = bivalent temperature	COPd	1.86	-
Tj = operation limit temperature (***)	Pdh	4.2	kW	Tj = operation limit temperature (***)	COPd	1.80	-
Tj = – 15 °C (if TOL < – 20 °C)	Pdh	4.1	kW	Tj = – 15 °C (if TOL < – 20 °C)	COPd	1.86	-
Bivalent temperature	Tbiv	-15	°C	Operation limit temperature	TOL	-25	°C
Reference design conditions for space heating	Tdesignh	-22	°C	Heating water operating limit temperature	WTOL	60	°C
Power consumption in modes other than active mode				Supplementary heater			
Off mode	P _{OFF}	0.015	kW	Rated heat output (*)	Psup	0.8	kW
Thermostat-off mode	P _{TO}	0.015	kW				
Standby mode	P _{SB}	0.015	kW	Type of energy input		Electrical	
Crankcase heater mode	P _{CK}	0.000	kW				

Other items							
Capacity control	variable			Rated air flow rate, outdoors	-	1810	m³/h
Sound power level, indoors/outdoors	L _{WA}	41 / 58	dBa				
Annual energy consumption	Q _{HE}	3328	kWh				

For heat pump combination heater:							
Declared load profile	L			Water heating energy efficiency	ηwh	123	%
Daily electricity consumption	Qelec	4.180	kWh				
Annual electricity consumption	AEC	921	kWh				

Contact details							
MITSUBISHI ELECTRIC CONSUMER PRODUCTS (THAILAND) CO., LTD.				700/406 moo 7, Tambon don hua roh, Amphur muang, chonburi 20000, Thailand			
The identification and signature of the person empowered to bind the supplier;							
				Tadashi SAITO			
The signature is signed in the average climate / medium-temperature section.				Manager, Quality Assuarance Department			
				THAILAND			

· Details and precautions on installation, maintenance and assembly can be found in the installation and or operation manuals.

· Details and precautions on recycling and/or disposal at end-of-life can be found in the installation and or operation manuals.

(*) For heat pump space heaters and heat pump combination heaters, the rated heat output Prated is equal to the design load for heating Pdesignh, and the rated heat output of a supplementary heater Psup is equal to the supplementary capacity for heating sup(Tj).

(**) If Cdh is not determined by measurement then the default degradation coefficient is Cdh = 0,9.

(***) If the declared TOL is lower than the T designh of the considered climate then the outdoor dry bulb temperature Tj is equal to T designh.

PRODUCT INFORMATION / TECHNICAL DOCUMENTATION

Model(s):	Outdoor unit:	SUZ-SHWM40VAH(-SC)
	Indoor unit:	EHST20D-MED
Air-to-water heat pump:	yes	
Water-to-water heat pump:	no	
Brine-to-water heat pump:	no	
Low-temperature heat pump:	no	
Equipped with a supplementary heater:	no	
Heat pump combination heater:	yes	
Parameters for	medium-temperature application.	
Parameters for	warmer climate conditions.	

Item	Symbol	Value	Unit	Item	Symbol	Value	Unit		
Rated heat output (*)	Prated	4.0	kW	Seasonal space heating energy efficiency	ηs	161	%		
Declared capacity for heating for part load at indoor temperature 20 °C and outdoor temperature Tj				Declared coefficient of performance or primary energy ratio for part load at indoor temperature 20 °C and outdoor temperature Tj					
Tj = - 7 °C	Pdh	-	kW	Tj = - 7 °C	COPd	-	-		
Degradation co-efficient (**)	Cdh	-	-						
Tj = + 2 °C	Pdh	4.0	kW	Tj = + 2 °C	COPd	2.26	-		
Degradation co-efficient (**)	Cdh	0.99	-						
Tj = + 7 °C	Pdh	3.3	kW	Tj = + 7 °C	COPd	3.50	-		
Degradation co-efficient (**)	Cdh	0.98	-						
Tj = +12 °C	Pdh	2.9	kW	Tj = +12 °C	COPd	6.22	-		
Degradation co-efficient (**)	Cdh	0.97	-						
Tj = bivalent temperature	Pdh	4.0	kW	Tj = bivalent temperature	COPd	2.26	-		
Tj = operation limit temperature (***)	Pdh	4.0	kW	Tj = operation limit temperature (***)	COPd	2.26	-		
Bivalent temperature	Tbiv	2	°C	Operation limit temperature	TOL	-25	°C		
Reference design conditions for space heating	Tdesignh	2	°C	Heating water operating limit temperature	WTOL	60	°C		
Power consumption in modes other than active mode				Supplementary heater					
Off mode	P _{OFF}	0.015	kW	Rated heat output (*)	Psup	0.0	kW		
Thermostat-off mode	P _{TO}	0.015	kW						
Standby mode	P _{SB}	0.015	kW	Type of energy input	Electrical				
Crankcase heater mode	P _{CK}	0.000	kW						

Other items							
Capacity control	variable			Rated air flow rate, outdoors	-	1810	m³/h
Sound power level, indoors/outdoors	L _{WA}	41 / 58	dBa				
Annual energy consumption	Q _{HE}	1305	kWh				

For heat pump combination heater:							
Declared load profile	L			Water heating energy efficiency	ηwh	174	%
Daily electricity consumption	Qelec	3.240	kWh				
Annual electricity consumption	AEC	713	kWh				

Contact details							
MITSUBISHI ELECTRIC CONSUMER PRODUCTS (THAILAND) CO., LTD.				700/406 moo 7, Tambon don hua roh, Amphur muang, chonburi 20000, Thailand			
The identification and signature of the person empowered to bind the supplier;							
				Tadashi SAITO			
The signature is signed in the average climate / medium-temperature section.				Manager, Quality Assuarance Department			
				THAILAND			

· Details and precautions on installation, maintenance and assembly can be found in the installation and or operation manuals.

· Details and precautions on recycling and/or disposal at end-of-life can be found in the installation and or operation manuals.

(*) For heat pump space heaters and heat pump combination heaters, the rated heat output Prated is equal to the design load for heating Pdesignh, and the rated heat output of a supplementary heater Psup is equal to the supplementary capacity for heating sup(Tj).

(**) If Cdh is not determined by measurement then the default degradation coefficient is Cdh = 0,9.

(***) If the declared TOL is lower than the T designh of the considered climate then the outdoor dry bulb temperature Tj is equal to T designh.

PRODUCT INFORMATION / TECHNICAL DOCUMENTATION

Model(s):	Outdoor unit:	SUZ-SHWM40VAH(-SC)
	Indoor unit:	EHST20D-MED
Air-to-water heat pump:	yes	
Water-to-water heat pump:	no	
Brine-to-water heat pump:	no	
Low-temperature heat pump:	no	
Equipped with a supplementary heater:	no	
Heat pump combination heater:	yes	
Parameters for	low-temperature application.	
Parameters for	warmer climate conditions.	

Item	Symbol	Value	Unit	Item	Symbol	Value	Unit		
Rated heat output (*)	Prated	4.0	kW	Seasonal space heating energy efficiency	ηs	242	%		
Declared capacity for heating for part load at indoor temperature 20 °C and outdoor temperature Tj				Declared coefficient of performance or primary energy ratio for part load at indoor temperature 20 °C and outdoor temperature Tj					
Tj = - 7 °C	Pdh	-	kW	Tj = - 7 °C	COPd	-	-		
Degradation co-efficient (**)	Cdh	-	-						
Tj = + 2 °C	Pdh	4.0	kW	Tj = + 2 °C	COPd	3.58	-		
Degradation co-efficient (**)	Cdh	0.99	-						
Tj = + 7 °C	Pdh	3.4	kW	Tj = + 7 °C	COPd	5.49	-		
Degradation co-efficient (**)	Cdh	0.98	-						
Tj = +12 °C	Pdh	3.3	kW	Tj = +12 °C	COPd	9.75	-		
Degradation co-efficient (**)	Cdh	0.96	-						
Tj = bivalent temperature	Pdh	4.0	kW	Tj = bivalent temperature	COPd	3.58	-		
Tj = operation limit temperature (***)	Pdh	4.0	kW	Tj = operation limit temperature (***)	COPd	3.58	-		
Bivalent temperature	Tbiv	2	°C	Operation limit temperature	TOL	-25	°C		
Reference design conditions for space heating	Tdesignh	2	°C	Heating water operating limit temperature	WTOL	60	°C		
Power consumption in modes other than active mode				Supplementary heater					
Off mode	P _{OFF}	0.015	kW	Rated heat output (*)	Psup	0.0	kW		
Thermostat-off mode	P _{TO}	0.015	kW						
Standby mode	P _{SB}	0.015	kW	Type of energy input	Electrical				
Crankcase heater mode	P _{CK}	0.000	kW						

Other items							
Capacity control	variable			Rated air flow rate, outdoors	-	1810	m³/h
Sound power level, indoors/outdoors	L _{WA}	41 / 58	dBa				
Annual energy consumption	Q _{HE}	872	kWh				

For heat pump combination heater:							
Declared load profile	L			Water heating energy efficiency	ηwh	174	%
Daily electricity consumption	Qelec	3.240	kWh				
Annual electricity consumption	AEC	713	kWh				

Contact details							
MITSUBISHI ELECTRIC CONSUMER PRODUCTS (THAILAND) CO., LTD.				700/406 moo 7, Tambon don hua roh, Amphur muang, chonburi 20000, Thailand			
The identification and signature of the person empowered to bind the supplier;				Tadashi SAITO			
The signature is signed in the average climate / medium-temperature section.				Manager, Quality Assuarance Department			
				THAILAND			

· Details and precautions on installation, maintenance and assembly can be found in the installation and or operation manuals.

· Details and precautions on recycling and/or disposal at end-of-life can be found in the installation and or operation manuals.

(*) For heat pump space heaters and heat pump combination heaters, the rated heat output Prated is equal to the design load for heating Pdesignh, and the rated heat output of a supplementary heater Psup is equal to the supplementary capacity for heating sup(Tj).

(**) If Cdh is not determined by measurement then the default degradation coefficient is Cdh = 0,9.

(***) If the declared TOL is lower than the T designh of the considered climate then the outdoor dry bulb temperature Tj is equal to T designh.